

TO: Kristina Doan, ISBE
Ann Freiburg, IDHS
Colleen Cunningham, IDHS
Jennifer Grissom, IDHS
All CFC Managers
Andria Goss, Cook County DCFS
Davette Clark-Johnson, CPS
Kelsey Badger, Erikson Institute's DCFS Intact Program
Allison Lowe-Fotos, Ounce of Prevention Fund
Carmen Garcia, Ounce of Prevention Fund
Karen Berman, Ounce of Prevention Fund
Kayla Goldfarb, Ounce of Prevention Fund

DATE: March 16, 2021

RE: FY 2021 Q2 Developmental Screening Report

Enclosed within are Child Find developmental screening reports and maps reflecting the number of children reported as screened from October 1, 2020 through December 31, 2020 throughout the State of Illinois. Please note that IDHS County Health Department (CHD) data is *not* included. When available, it will be located at <http://www.dhs.state.il.us/page.aspx?item=33422>. We hope to reintegrate this data going forward.

TABLE OF CONTENTS

Narrative	2
Sample Form	4
Directions for Completing Form	5
Data Mappings	8
Screenings Reported by ZIP Code	14
Screenings Reported by Month	23
Screenings Reported by Agencies Represented	27
Screenings Reported by Screening Tool Utilized	30

This report, as well as reports reflecting prior years, is made publicly available on our website at <https://www.childfind-idea-il.us/Screening.aspx>. If you have any questions or concerns about the enclosed information, please feel free to reach out via the contact form on our website at <https://www.childfind-idea-il.us/Contact.aspx> or call (800) 851-6197, option 2.

Best Regards,



Denise Stricklin
Child Find Project Coordinator

Child Find Project Data Collection Mappings

Background

Since 1998, the Illinois State Board of Education (ISBE) has operated the Child Find Project (Child Find), funded through Individuals with Disabilities Education Act Part B, Preschool Discretionary funds to develop and disseminate public awareness materials to Local Education Agencies (LEAs), Special Education Cooperatives, and the Child and Family Connections (CFC) offices.

The Child Find Project, managed by a single Program Coordinator, collects data on the number and location of developmental screenings taking place across Illinois for children between 0 to 5 years of age. A developmental screening is the use of screening tools to track the development of young children across multiple domains. Child Find receives:

- Data from the 25 CFC sites across Illinois. CFCs are the system point of entry for Early Intervention under the Illinois Department of Human Services (IDHS), and are required to report data to Child Find. CFCs receive data from local school districts, with the exception of Chicago Public School (CPS) District #299, where data is reported directly to Child Find.
- Quarterly data on screenings from all health departments reporting to IDHS, which is obtained from the Cornerstone data entry system (Cornerstone).
- Department of Children and Family Services (DCFS) Cook County for children birth to five who are in care. These screenings are conducted by Erikson Institute (Erikson) /DCFS Early Childhood developmental specialists or by the DCFS Integrated Assessment program.
- Monthly data from Erikson/ DCFS Early Childhood Intact Program for Cook, Northern, Central and Southern regions. Erikson/DCFS Early Childhood developmental specialists administer developmental screenings to children ages birth through three entering the foster care system in Cook County and coordinates assessments statewide. The data is not separated by zip codes but reported by the four DCFS regions.

Through the support of the Early Learning Council, the *0-5 Child Find Screening Data Collection Form* (Data Collection Form) used by reporting entities was updated in 2016 in an effort to gather improved information on referral counts, screening tools used, type of reporting program/entity and the type of referral. Among these improvements, a new field was added to include the zip code of locations performing developmental screenings. The inclusion of this field allows for the mapping of portrays where screenings occur, identify potential gaps in reporting and referrals and make the data useful for stakeholders.

Mappings

Child Find has partnered with the Illinois Early Childhood Asset Map (IECAM) to display, through geo-mapping, where developmental screenings are occurring as reported on the Data Collection Form. Developed in 2006, IECAM is funded by ISBE and the IDHS to provide information on existing services, the demographics of young children and their families, and state resources that serve young children. Child Find provides quarterly reports to IECAM which in turn provides mappings on 0-5 Child Find Screenings:

- Total Screened by CFC region
- Total Referred by CFC region

- Total Screened by Zip Code
- Total Referred by Zip Code

Limitations and exclusions

There is no data system to support unduplicated, disaggregated child level data collection, but the addition of the zip code field draws a broader picture of screenings occurring in the state. Even with the stated improvements to the Data Collection Form, limitations remain:

- Reporting to CFCs is voluntary and reporting entities include: school districts, Local Education Agencies (LEAs), Special Education Cooperatives, Regional Offices of Education, child care providers, Head Start/Early Head Start, Home Visiting programs, Early Intervention providers, health departments, health care providers, DCFS, IDHS Family Case Management, multi-funded programs, and Women, Infants and Children.
- CFCs 8, 9, 10 and 11 serve the City of Chicago but do not conduct screening events – Chicago Public Schools (CPS) #299 coordinates all screenings in these regions. It is up to CPS to report the screenings conducted, and data is not broken down by CFC region or even zip code.
- Reporting entities submit data manually through paper forms. CFCs vary greatly in the frequency and method of reporting data to Child find: Some CFCs email forms to the Project Coordinator as forms are received and other CFCs collect forms throughout a quarter before submitting them all at once via US Mail or fax.
- Delayed reporting from entities to CFCs impacts the timeliness of data to Child Find. CFCs do not all report information to Child Find in regular intervals.
- Data collection is time consuming and complex for both reporting entities and CFCs. Data is often inconsistent and unreliable because not all relevant fields are completed and mathematical miscalculations are recorded in fields. As of May 1, 2018, Child Find is piloting an electronic data collection system with two CFCs. This system would notify reporting entities when a mistake has been entered, prompting a correction before data submission is allowed.
- IDHS does not report data on developmental screenings by zip code. Rather, quarterly Cornerstone data is reported to Child Find in an aggregate format. This constitutes a significant sector of data that cannot be mapped.
- The data is not available in real-time but delayed by at least one quarter.
- The zip code on the Data Collection Form refers to where the screening occurred, not necessarily the home zip code of the children receiving the screening.

Even with limitations, the mappings make the data transparent and provides utility for stakeholders as a quality improvement process. As state agencies, programs, and communities continue to employ developmental screenings as a tool to support children’s development and school readiness, these mappings visually display areas in the state that might be underreporting screenings and need additional supports to increase screenings and referrals. Further, the wide dissemination of the mappings raise awareness of Child Find which may lead to better reporting by both entities and CFCs. Additional fields were added to the Data Collection Form beyond the zip code and future mappings are possible in the future.

**0-5 CHILD FIND
SCREENING DATA COLLECTION FORM**

Please refer to the directions when completing this form.

SECTION I: IDENTIFYING INFORMATION

Current Date: _____	Month/Year of Screenings: _____	CFC Submitting Form: _____
Name of Screening Agency: _____		
Type of Program/Entity ¹ : _____	Zip Code of Locations of Screenings: _____	
Screening Tool(s) used: _____		
Contact Person's Name: _____	Phone Number: _____	
Email Address: _____		

If the screening was part of a shared screening event, please check the following box:

SECTION II: SCREENING INFORMATION

Report Totals								
Total Children Screened	Age 0-11 months	Age 12-23 months	Age 24-35 months	Age 36-47 months	Age 48-60 months	Age 61+ months	Not Referred	Total Referred

Screenings of Children involved with DCFS		
# of Children in Intact Family Services Screened	# of Children of Teen Wards Screened	# of Children in Foster Care Screened

SECTION III: SCREENING RESULTS – REFERRAL COUNTS²

Report Totals for Children Ages 0 – 35 Months								
# Referred to EI	# Referred to LEA (ECSE)	# Referred to EHS	# Referred to PI (center-based)	# Referred to Child Care Program	# Referred to HV	# Referred to Other Services	# Referred to Multiple Services	# Referred for Rescreening

Report Totals for Children Ages 36 – 60 Months							
# Referred to LEA (ECSE)	# Referred to PFA	# Referred to HS	# Referred to Child Care Program	# Referred to HV	# Referred to Other Services	# Referred to Multiple Services	# Referred for Rescreening

Please fax or email completed form(s) by _____ (*insert timeframe*) to your local Child and Family Connections (CFC) office at the following contact information: _____.

You may find your local CFC office by going to the Illinois Department of Human Services office locator at www.dhs.state.il.us. If you have questions regarding this form, please contact the Child Find Project at 1-800-851-6197.

¹ Child Care Provider (CC), Head Start/Early Head Start (HS/EHS), Home Visiting (HV), Multi-Funded Program (MFP), Child and Family Connections (CFC), School District or Local Education Agency (LEA), Early Intervention (EI) Provider, Health Department (HD), Health Care Provider (HC), Women, Infants and Children (WIC), Illinois Department of Children and Family Services (DCFS) or Family Case Management (FCM).

² The following are abbreviations used in SECTION III: EI = Early Intervention; EHS = Early Head Start; PI = Prevention Initiative; HV = Home Visiting; PFA = Preschool for All; and HS = Head Start.

DIRECTIONS FOR COMPLETING 0-5 CHILD FIND SCREENING, REPORTING AND DATA COLLECTION FORM

The Illinois State Board of Education (ISBE) operates the Child Find Project (the “Project”). The Project is funded through IDEA Part B, Preschool Discretionary funds to develop and disseminate public awareness materials to Local Education Agencies (LEAs), Special Education Cooperatives, and the Child and Family Connections (CFC) offices. One activity of the Project is to collect data on the number and location of developmental screenings taking place across the State of Illinois for children between 0 and 5 years of age. The purpose of the 0-5 Child Find Screening, Reporting and Data Collection Form (the “Form”) is the collection of said data by the Project. If your program administers developmental screenings, you should report screening data to the Project using the Form. This applies to developmental screenings only and not to other types of screenings, such as those for vision or hearing. Agencies are required to complete each section of the Form.

The following are certain definitions that may be useful when completing the Form:

Health Department – A certified public health department of a county or the City of Chicago that strives to meet the public health needs of its jurisdiction.

Health Care Provider – A primary care physician, clinic, etc.

Home Visiting – A voluntary program serving pregnant women and children up to the age of 5 that promotes positive parenting practices and builds healthy parent-child relationships, which makes them an essential strategy for reducing child abuse and neglect, improving health outcomes for mothers and children, and increasing school readiness. Home visiting services use evidence-based, intensive, outcome-driven models that promote parent-child attachment; provide developmental screening, monitoring, and referrals; and provide linkages to community resources and services. Additional information pertaining to home visiting in Illinois can be found at <http://www.igrowillinois.org/>.

Multi-Funded Program – A program receiving separate funds from two or more program funding streams that are integrated or blended in order to pay for total program expenditures.

SECTION I: IDENTIFYING INFORMATION

This information allows the tracking of locations of screenings that occur, what programs or entities are involved in screenings, at what frequency screenings occur in a particular area, and who participates in screening activities.

Current Date – Insert the date the screening form is completed.

Month/Year of Screening – For cumulative reporting, insert the month and year the screenings took place.

CFC Submitting Form – CFCs should insert their CFC #, if a CFC is submitting a completed form.

Name of Screening Agency – Insert the name of the agency or provider undertaking the screening. Please note that such an agency or provider may include, but is not limited to, the following: Child Care Provider (CC); Head Start/Early Head Start (HS/EHS); Home Visiting (HV); Multi-Funded Program (MFP); Child and Family Connections (CFC); School District or Local Education Agency (LEA); Early Intervention (EI) Provider; Health Department (HD); Health Care Provider (HC); Women, Infants and

Children (WIC); Illinois Department of Children and Family Services (DCFS); or Family Case Management (FCM).

This information is gathered for data collection purposes only. If the screening is a joint effort between two or more CFCs or two or more school districts, indicate all CFCs and school districts involved in the joint effort, in order to show the area in which screenings are taking place. If a joint screening takes place with a CFC and a school district, the screenings will be attributed to the CFC or school district based on the ages of the children screened. Separate reports may be submitted if easier on reporting entities.

Type of Program/Entity – Insert the type of program or entity that describes the Screening Agency. Options include the following: Child Care Provider (CC); Head Start/Early Head Start (HS/EHS); Home Visiting (HV); Multi-Funded Program (MFP); Child and Family Connections (CFC); School District or Local Education Agency (LEA); Early Intervention (EI) Provider; Health Department (HD); Health Care Provider (HC); Women, Infants and Children (WIC); Illinois Department of Children and Family Services (DCFS); or Family Case Management (FCM).

Zip Code of the Locations of Screenings – Identify the zip code of the location of the screening event. One form should be submitted per event, as such, only one zip code should be entered here.

Screening Tool – Identify name of Developmental Screening tool(s) administered (e.g., ASQ3, ASQ-SE, DIAL, Brigance, other) by listing all that apply on the Form. Do not include other screenings performed such as Vision, Hearing, etc.

Contact Person (Name, Phone Number and Email Address) – Insert the name, telephone number and email address of the individual in charge of the screening session.

Name of Agency – List agency(ies) or individual provider(s) conducting the screening activity(ies), if screening event is community-wide or a joint-effort.

SECTION II: SCREENING INFORMATION

This information allows the tracking of the number of children screened and their age at the time of screening. Please note that the data for Section II refers to the total number of children screened (and is not separated out by zip codes as in Section I above).

Total Children Screened – Total number of children screened during event of cumulative monthly report.

Age 0-61+ Months – In the appropriate box, indicate the number of children by age who were screened.

Not Referred – Children who were screened but no referral was needed.

Total Referred – Children who were screened and a referral was needed.

The “Total Children Screened” count in Section II of the Form should equal the number of children referred *plus* the number of children not referred.

For purposes of the Form, a **Referral** occurs when a provider completes a screening and provides

information on how to connect families to a service provider that can meet the child and family's needs as indicated on the screening. Guidance on *referring families* may be found at the websites for (i) ExceleRate Illinois (including, the following link: <http://www.excelerateillinoisproviders.com/docman/resources/91-three-steps-to-screening/file>) and (ii) U.S. Department of Health and Family Services—Office of Administration for Children and Families for *Birth to 5: Watch Me Thrive!* (including, the following link: https://www.acf.hhs.gov/sites/default/files/ece/ece_providers_guide_march2014.pdf)

For purposes of data related to the screenings of children involved with DCFS (which is collected in the second table in Section II), please note the following:

of Children in Intact Family Services Screened – refers to the number of children screened who are involved with DCFS but are not in DCFS protective custody and are residing with their families as part of DCFS's Intact Families program.

of Children of Teen Wards Screened – refers to the number of children screened whose parents are wards of DCFS.

of Children in Foster Care Screened – refers to the number of children screened who are in DCFS care and residing with a foster family.

SECTION III: SCREENING RESULTS – REFERRAL COUNTS

The information submitted here allows the tracking of referrals made for children ages 0-35 months and 36-50 months.

Indicate the number of children referred for further evaluation in the appropriate referral count box identified. If a referral type is not listed, please indicate the name of the agency(ies) receiving referral(s) and the number of children involved. Please note that the numbers used in Section III will overlap and will not always match-up to the number used in the category of "Total Referred" in Section II above.

Referred to Other Services – Indicate the number of children referred to community based programs/agencies (i.e., speech, hearing, vision).

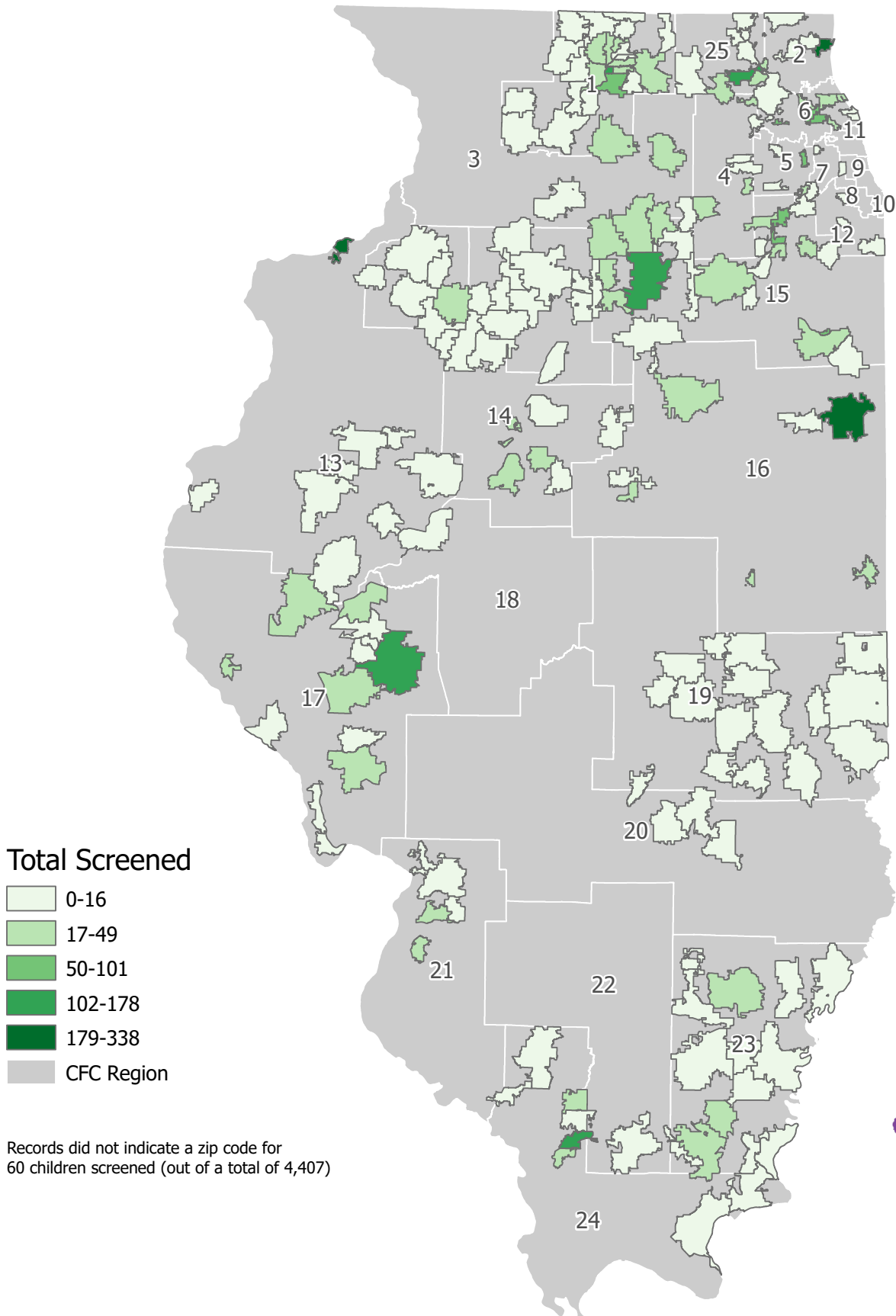
Referred for Rescreening – Indicate the number of children who did not score a concern on the screening, but are determined to benefit from a repeat screening at a later date (due to parent report of functioning variance, unable to screen, other concerns screener may have, etc.).

Referred to Multiple Services – If more than one of the other categories in this Section III has been checked, then also check "Referred for Multiple Services". *Please note that some children may be referred to multiple services and we want to know how many children present like that.*

Please **fax or email** completed reports to the local Child and Family Connections (CFC) office, attention Local Interagency Council (LIC) Coordinator. The LIC Coordinator is responsible for collecting all 0-5 Screening Collection forms relating to screening activities for children 0-5 years of age occurring in the service area. These reports are forwarded monthly to the State's Child Find Project Coordinator for statewide analysis and data compilation.

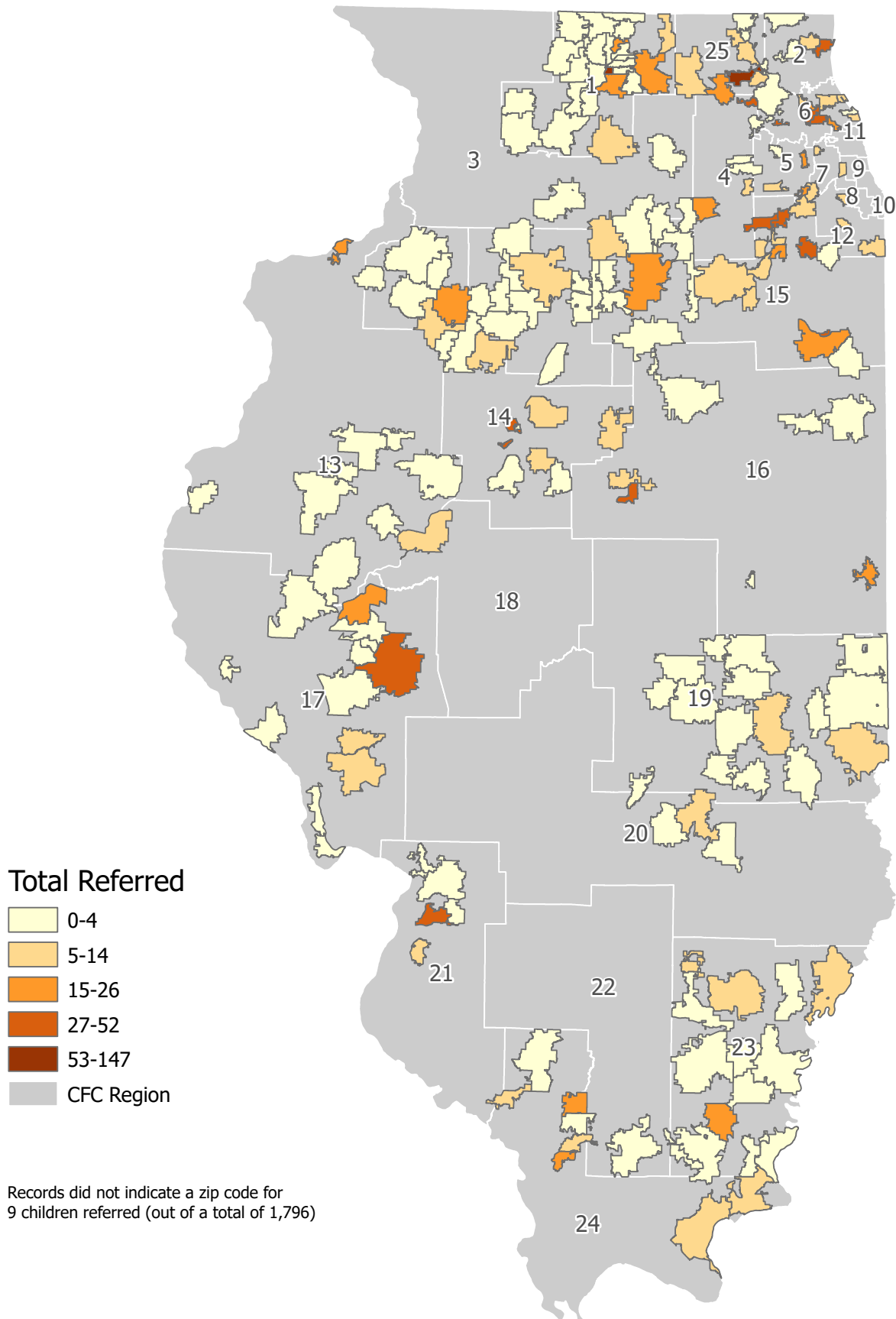
Child Find Screening FY2021, Q2

Total children birth to 5 years old screened, zip code



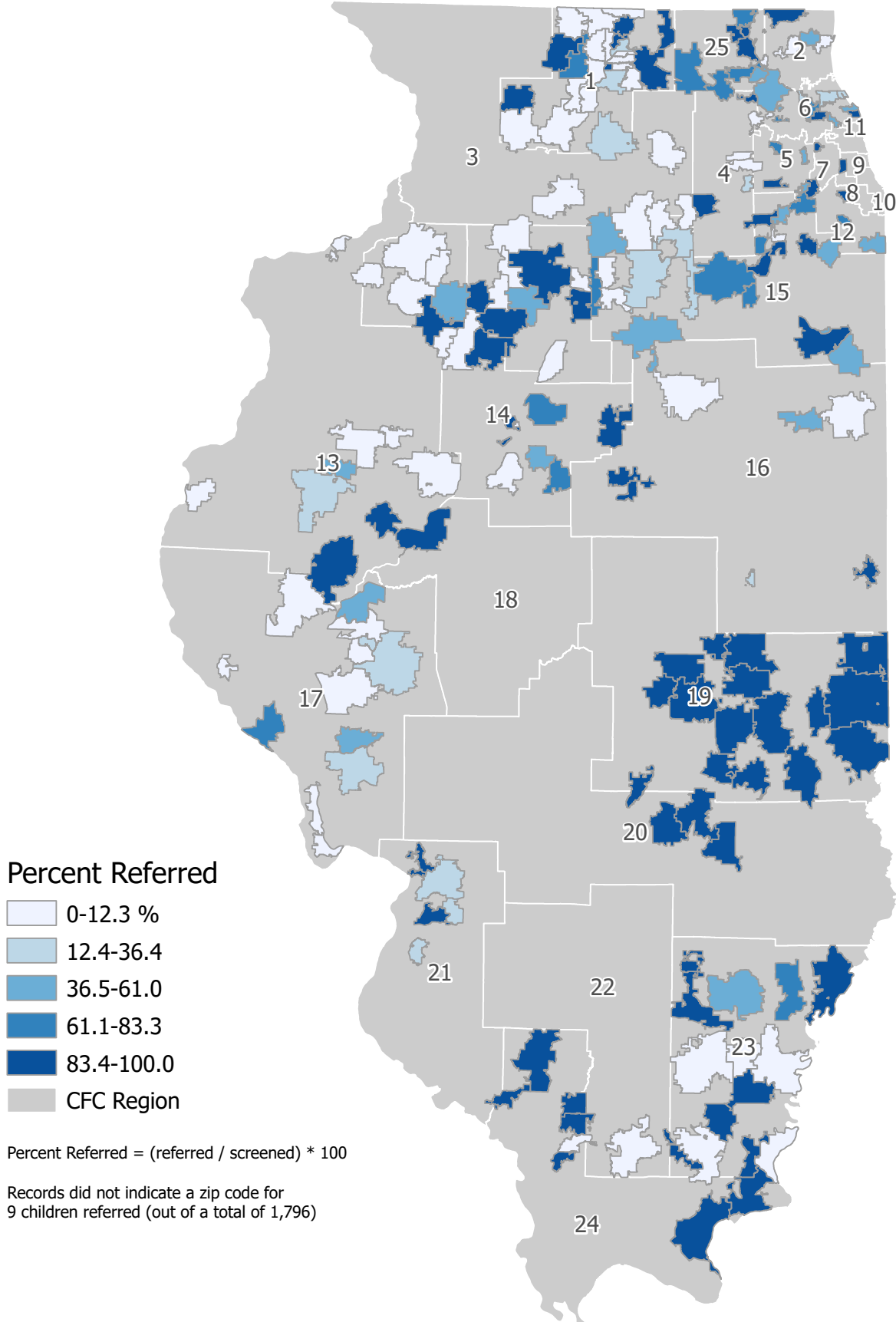
Child Find Screening FY2021, Q2

Total children birth to 5 years old referred, zip code



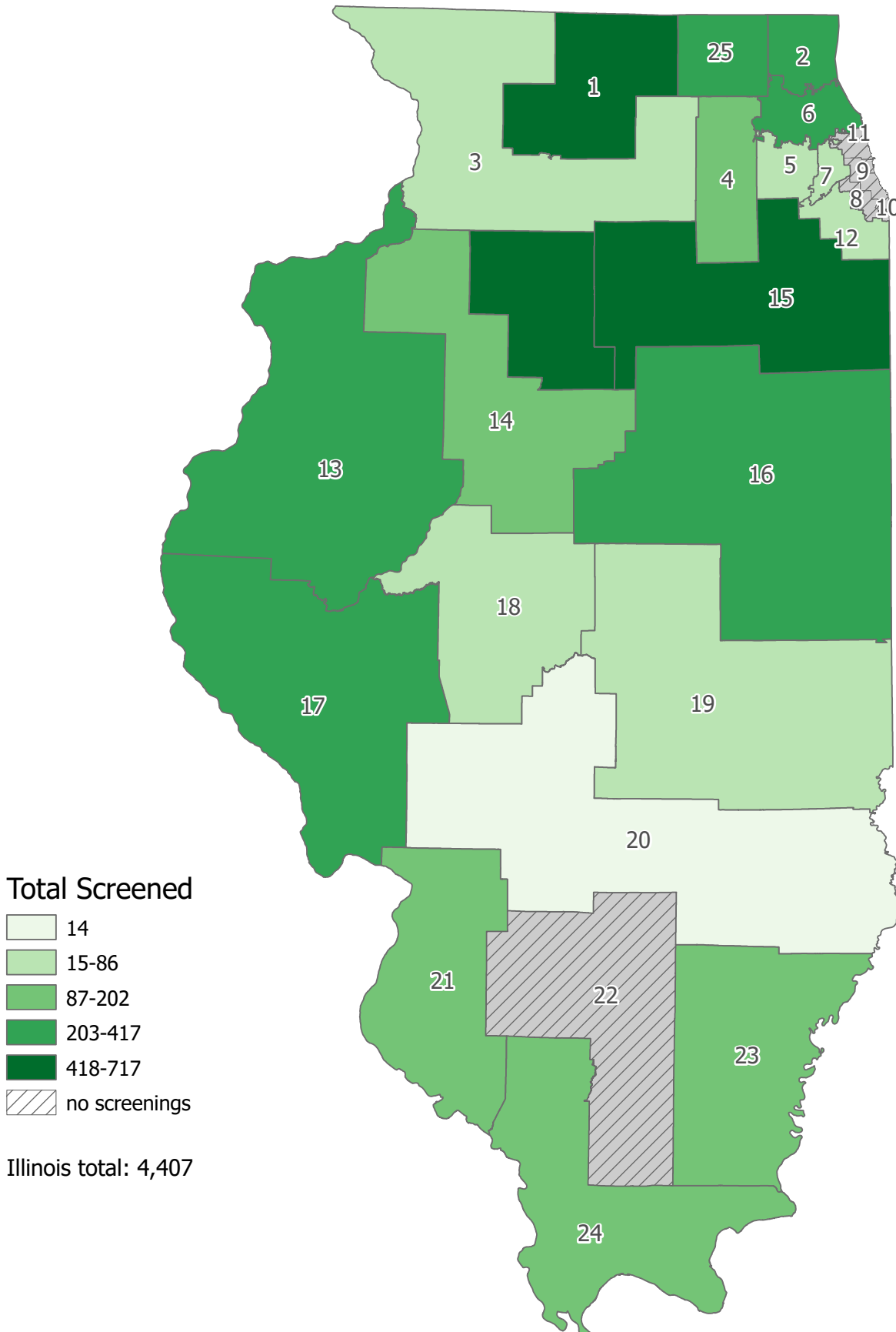
Child Find Screening FY2021, Q2

Percent children referred, zip code



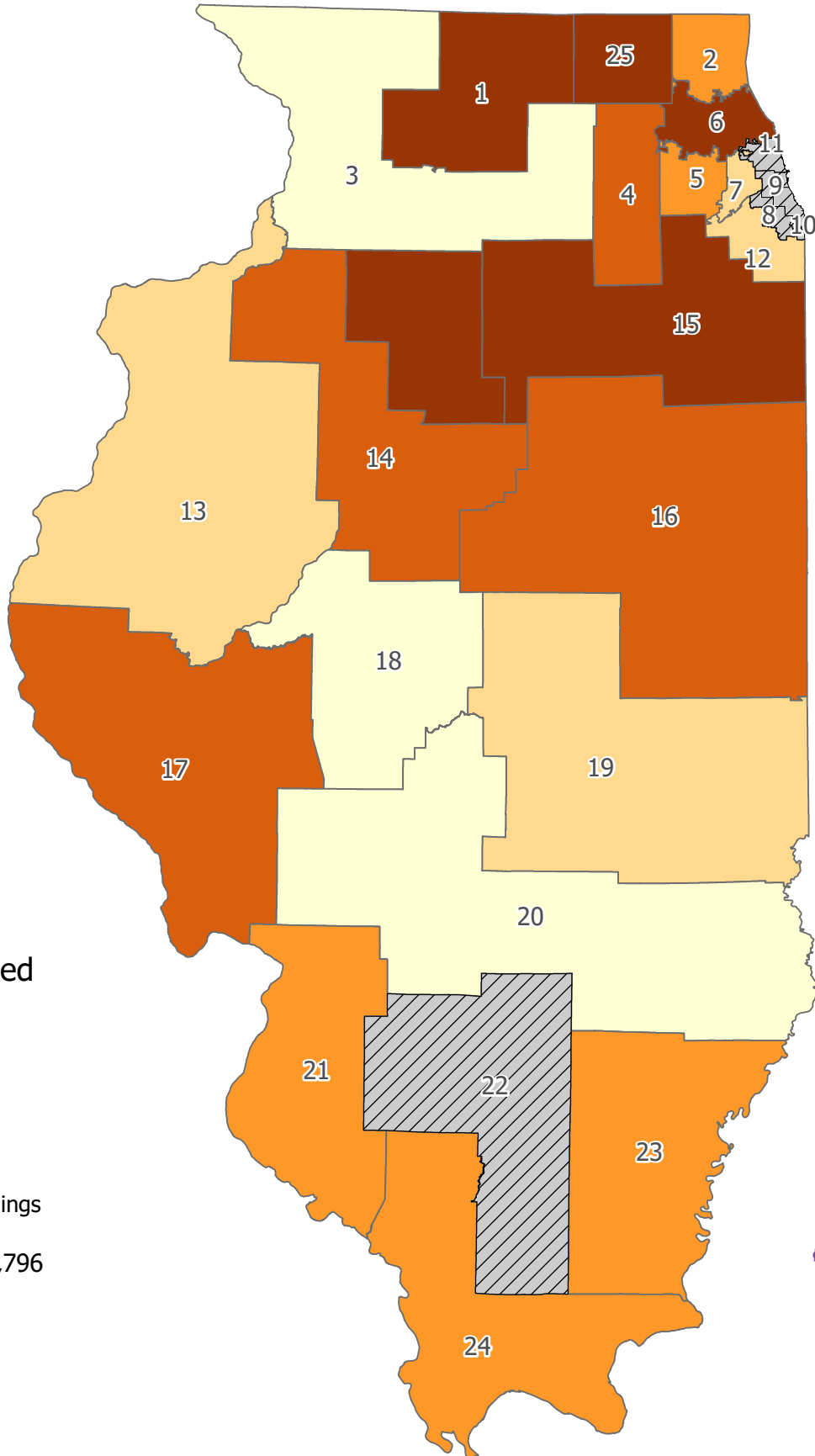
Child Find Screening FY2021, Q2

Total children birth to 5 screened, CFC region



Child Find Screening FY2021, Q2

Total children birth to 5 referred, CFC region



Total Referred

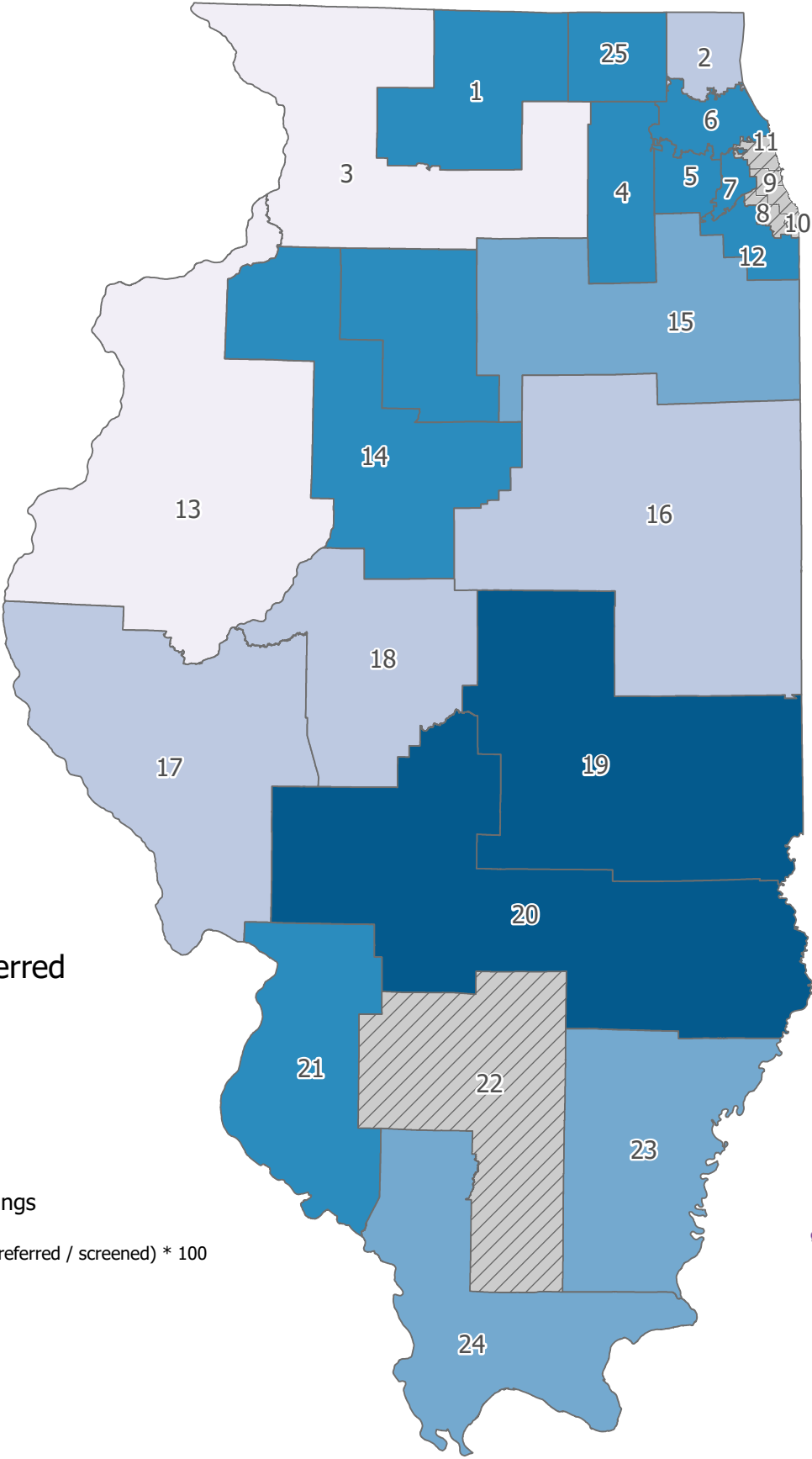
- 14
- 15-38
- 39-69
- 70-123
- 124-300
- no screenings

Illinois total: 1,796



Child Find Screening FY2021, Q2

Percent children referred, CFC region




Percent Referred

- 0-9.4 %
- 9.5-28.0
- 28.1-42.5
- 42.6-76.0
- 76.1-100
- no screenings

Percent Referred = (referred / screened) * 100

Illinois = 40.8%



Screenings Reported by CFC/CPS/DCFS and ZIP / FY2021 Q2

Zip Code	Total Screened	Screenings of Children involved with DCFS							# of Children Ages 0 to 3 Referred to										# of Children Ages 3 to 5 Referred to						Sub-Totals										
		Ages (in Months)							Total Referred	Family Services	Children of Teen Wards	In Foster Care	LEA EI	LEA (ECSE)	EHS	PI (center-based)	Child Care Program	HV	Other Services	Multiple Services	Rescreening	LEA (ECSE)	PFA	HS	Child Care Program	HV	Other Services	Multiple Services	Rescreening	Ages 0-35 mos.	Ages 36-61+ mos.				
		0-11	12-23	24-35	36-47	48-60	61+	Not Referred																											
CFC #01	Child & Family Connections, Youth Services Network, Inc., 107 North 3rd Street, Rockford, IL 61107 - Dee Dee Lowery																																		
61008	23	0	0	0	10	13	0	2	21	0	0	0	0	0	0	0	0	0	0	0	0	0	0	0	0	0	0	0	0	0	0	0	0	0	23
61010	0	0	0	0	0	0	0	0	0	0	0	0	0	0	0	0	0	0	0	0	0	0	0	0	0	0	0	0	0	0	0	0	0	0	0
61012	5	0	0	0	3	2	0	0	5	0	0	0	0	0	0	0	0	0	0	0	0	0	0	0	0	0	0	0	0	0	0	0	0	0	5
61016	0	0	0	0	0	0	0	0	0	0	0	0	0	0	0	0	0	0	0	0	0	0	0	0	0	0	0	0	0	0	0	0	0	0	0
61024	0	0	0	0	0	0	0	0	0	0	0	0	0	0	0	0	0	0	0	0	0	0	0	0	0	0	0	0	0	0	0	0	0	0	0
61030	3	0	0	3	0	0	0	0	3	3	0	0	3	0	0	0	0	0	0	0	0	0	0	0	0	0	0	0	0	0	0	0	0	3	0
61061	9	0	0	0	3	6	0	8	1	0	0	0	0	0	0	0	0	0	0	0	0	0	0	0	0	0	0	0	0	0	0	0	0	0	9
61063	1	0	0	0	0	1	0	0	1	0	0	0	0	0	0	0	0	0	0	0	0	0	0	0	0	0	0	0	0	0	0	0	0	0	1
61064	0	0	0	0	0	0	0	0	0	0	0	0	0	0	0	0	0	0	0	0	0	0	0	0	0	0	0	0	0	0	0	0	0	0	0
61068	31	0	0	3	20	8	0	24	7	0	0	0	0	0	0	0	0	0	0	0	0	0	0	0	0	0	0	0	0	0	0	0	3	28	
61072	0	0	0	0	0	0	0	0	0	0	0	0	0	0	0	0	0	0	0	0	0	0	0	0	0	0	0	0	0	0	0	0	0	0	0
61073	1	0	0	0	0	1	0	0	1	0	0	0	0	0	0	0	0	0	0	0	0	0	0	0	0	0	0	0	0	0	0	0	0	0	1
61079	0	0	0	0	0	0	0	0	0	0	0	0	0	0	0	0	0	0	0	0	0	0	0	0	0	0	0	0	0	0	0	0	0	0	0
61080	0	0	0	0	0	0	0	0	0	0	0	0	0	0	0	0	0	0	0	0	0	0	0	0	0	0	0	0	0	0	0	0	0	0	0
61084	0	0	0	0	0	0	0	0	0	0	0	0	0	0	0	0	0	0	0	0	0	0	0	0	0	0	0	0	0	0	0	0	0	0	0
61088	5	0	0	0	2	3	0	1	4	0	0	0	0	0	0	0	0	0	0	0	0	0	0	0	0	0	0	0	0	0	0	0	0	0	5
61101	29	7	7	15	0	0	0	26	3	0	0	0	0	0	0	0	0	0	0	0	0	0	0	0	0	0	0	0	0	0	0	0	0	29	0
61102	17	4	7	6	0	0	0	17	0	0	0	0	0	0	0	0	0	0	0	0	0	0	0	0	0	0	0	0	0	0	0	0	0	17	0
61103	23	3	9	9	2	0	0	21	2	0	0	0	0	0	0	0	0	0	0	0	0	0	0	0	0	0	0	0	0	0	0	0	21	2	
61104	161	1	7	7	85	55	6	14	147	3	0	10	1	0	0	0	0	0	0	0	0	0	0	0	7	146	15	0	0	0	90	68	15	146	
61107	30	5	12	13	0	0	0	27	3	0	0	0	0	0	0	0	0	0	0	0	0	0	0	0	0	0	0	0	0	0	0	0	30	0	
61108	27	7	10	8	2	0	0	24	3	0	0	1	0	0	0	0	0	0	0	0	0	0	0	0	0	2	0	0	0	0	0	0	25	2	
61109	76	12	18	20	25	1	0	55	21	0	0	1	0	0	0	0	0	0	0	0	0	0	0	0	0	21	0	21	0	0	21	1	50	26	
61111	10	1	2	5	2	0	0	7	3	0	0	0	0	0	0	0	0	0	0	0	0	0	0	0	0	0	0	0	0	0	0	0	1	8	2
61112	0	0	0	0	0	0	0	0	0	0	0	0	0	0	0	0	0	0	0	0	0	0	0	0	0	0	0	0	0	0	0	0	0	0	
61114	4	0	1	3	0	0	0	4	0	0	0	0	0	0	0	0	0	0	0	0	0	0	0	0	0	0	0	0	0	0	0	0	4	0	
61115	26	2	2	3	14	5	0	0	26	0	0	2	2	0	0	5	0	0	0	0	0	0	0	0	0	19	0	0	0	0	0	0	7	19	
61235	0	0	0	0	0	0	0	0	0	0	0	0	0	0	0	0	0	0	0	0	0	0	0	0	0	0	0	0	0	0	0	0	0	0	
61238	0	0	0	0	0	0	0	0	0	0	0	0	0	0	0	0	0	0	0	0	0	0	0	0	0	0	0	0	0	0	0	0	0	0	
61254	0	0	0	0	0	0	0	0	0	0	0	0	0	0	0	0	0	0	0	0	0	0	0	0	0	0	0	0	0	0	0	0	0	0	
61273	0	0	0	0	0	0	0	0	0	0	0	0	0	0	0	0	0	0	0	0	0	0	0	0	0	0	0	0	0	0	0	0	0	0	
61310	0	0	0	0	0	0	0	0	0	0	0	0	0	0	0	0	0	0	0	0	0	0	0	0	0	0	0	0	0	0	0	0	0	0	
61314	0	0	0	0	0	0	0	0	0	0	0	0	0	0	0	0	0	0	0	0	0	0	0	0	0	0	0	0	0	0	0	0	0	0	

Screenings Reported by CFC/CPS/DCFS and ZIP / FY2021 Q2

Zip Code	Total Screened	Ages (in Months)						Not Referred	Total Referred	Screenings of Children involved with DCFS			# of Children Ages 0 to 3 Referred to								# of Children Ages 3 to 5 Referred to					Sub-Totals					
		0-11	12-23	24-35	36-47	48-60	61+			In Intact Family Services	Children of Teen Wards	In Foster Care	EI	LEA (ECSE)	EHS	PI (center-based)	Child Care Program	HV	Other Services	Multiple Services	Rescreening	LEA (ECSE)	PFA	HS	Child Care Program	Other HV Services	Multiple Services	Rescreening	Ages 0-35 mos.	Ages 36-61+ mos.	
61326	2	0	0	0	0	2	0	0	2	1	0	0	0	0	0	0	0	0	0	0	0	2	0	0	0	0	0	0	0	2	
61345	1	0	0	0	0	0	1	0	1	0	0	0	0	0	0	0	0	0	0	0	0	0	0	0	1	0	0	0	1		
61356	9	2	2	5	0	0	0	0	9	0	0	0	0	0	0	8	1	0	0	0	0	0	0	0	0	0	0	9	0		
61362	1	0	0	0	1	0	0	1	0	0	0	0	0	0	0	0	0	0	0	0	0	0	0	0	0	0	0	0	1		
61368	2	0	2	0	0	0	0	1	1	0	0	0	0	0	0	1	0	0	0	0	0	0	0	0	0	0	0	2	0		
61376	0	0	0	0	0	0	0	0	0	0	0	0	0	0	0	0	0	0	0	0	0	0	0	0	0	0	0	0	0		
61379	0	0	0	0	0	0	0	0	0	0	0	0	0	0	0	0	0	0	0	0	0	0	0	0	0	0	0	0	0		
61421	2	0	2	0	0	0	0	0	2	0	0	0	0	0	2	0	0	0	0	0	0	0	0	0	0	0	0	2	0		
61434	5	2	3	0	0	0	0	0	5	0	0	0	0	0	5	0	0	0	0	0	0	0	0	0	0	0	0	5	0		
61443	26	7	8	11	0	0	0	5	21	0	0	0	0	0	21	0	0	0	0	0	0	0	0	0	0	0	0	26	0		
61449	0	0	0	0	0	0	0	0	0	0	0	0	0	0	0	0	0	0	0	0	0	0	0	0	0	0	0	0	0		
61483	0	0	0	0	0	0	0	0	0	0	0	0	0	0	0	0	0	0	0	0	0	0	0	0	0	0	0	0	0		
61491	7	0	6	1	0	0	0	0	7	0	0	0	0	0	7	0	0	0	0	0	0	0	0	0	0	0	0	7	0		
61540	13	0	0	0	4	9	0	12	1	0	0	0	0	0	0	0	0	0	0	1	0	0	0	0	0	0	0	0	13		
TOTAL	549	53	98	112	173	106	7	249	300	7	0	13	4	3	0	5	0	44	1	0	8	24	196	15	21	0	21	111	70	263	286

CFC #02 Child & Family Connections, Lake County Health Department, 3010 Grand Ave, 2nd Floor, Waukegan, IL 60085 - Donna Musser

60002	3	0	0	0	0	3	0	0	3	0	0	0	0	0	0	0	0	0	0	0	3	0	0	0	0	0	0	0	0	3	
60030	4	0	0	0	4	0	0	4	0	0	0	0	0	0	0	0	0	0	0	0	0	0	0	0	0	0	0	0	0	4	
60031	16	0	0	0	5	10	1	10	8	0	0	0	0	0	0	0	0	0	0	0	8	0	10	0	0	0	5	0	16		
60085	308	76	108	124	0	0	0	270	38	1	0	0	37	0	0	0	0	1	0	0	0	0	0	0	0	0	0	0	308	0	
TOTAL	331	76	108	124	9	13	1	284	49	1	0	0	37	0	0	0	0	1	0	0	0	0	11	0	10	0	0	0	5	308	23

CFC #03 Child & Family Connections, Regional Office of Education for Carroll, Jo Daviess, & Stephenson Co., 27 S State Ave, Ste 101, Freeport, IL 61032 - Angela Hodges

60115	35	10	16	9	0	0	0	35	0	0	0	0	0	0	0	0	0	0	0	0	0	0	0	0	0	0	0	0	0	35	0	
60548	0	0	0	0	0	0	0	0	0	0	0	0	0	0	0	0	0	0	0	0	0	0	0	0	0	0	0	0	0	0	0	0
TOTAL	35	10	16	9	0	0	0	35	0	0	0	0	0	0	0	0	0	0	0	0	0	0	0	0	0	0	0	0	0	35	0	

CFC #04 Child & Family Connections, DayOne PACT, 1551 E Fabyan Pkwy, Geneva, IL 60134 - Ellana Mavromatis

60110	36	0	0	0	16	20	0	1	35	0	0	0	0	0	0	0	0	0	0	0	9	26	0	0	0	0	0	0	0	36
60120	1	0	1	0	0	0	0	1	0	0	0	0	0	0	0	0	0	0	0	0	0	0	0	0	0	0	0	0	1	0
60134	3	0	0	0	2	1	0	3	0	0	0	0	0	0	0	0	0	0	0	0	0	0	0	0	0	0	0	0	0	3

Screenings Reported by CFC/CPS/DCFS and ZIP / FY2021 Q2

Zip Code	Total Screened	Ages (in Months)						Not Referred	Total Referred	Screenings of Children involved with DCFS			# of Children Ages 0 to 3 Referred to							# of Children Ages 3 to 5 Referred to					Sub-Totals						
		0-11	12-23	24-35	36-47	48-60	61+			In Intact Family Services	Children of Teen Wards	In Foster Care	EI	LEA (ECSE)	EHS	PI (center-based)	Child Care Program	HV	Other Services	Multiple Services	Rescreening	LEA (ECSE)	PFA	HS	Child Care Program	Other HV Services	Multiple Services	Rescreening	Ages 0-35 mos.	Ages 36-61+ mos.	
60181	26	1	11	10	3	2	0	19	7	0	0	0	5	0	0	0	0	0	0	0	2	0	0	0	0	0	0	0	0	22	5
60505	35	10	14	11	0	0	0	29	6	0	0	6	0	0	0	0	0	0	0	0	0	0	0	0	0	0	0	0	35	0	
60510	1	0	0	1	0	0	0	1	0	0	0	0	0	0	0	0	0	0	0	0	0	0	0	0	0	0	0	1	0		
60545	18	0	0	0	12	6	0	0	18	0	0	0	0	0	0	0	0	0	0	0	18	0	0	0	0	0	0	0	18		
NONE	13	0	0	1	6	6	0	5	8	0	0	0	0	0	0	0	0	0	0	7	0	0	0	0	0	0	1	1	12		
TOTAL	133	11	26	23	39	35	0	59	74	0	0	2	11	0	0	0	0	0	0	0	18	44	0	0	0	0	0	0	1	60	74

CFC #05 Child & Family Connections, DayOne PACT, 750 Warrenville Rd, Ste 300, Lisle, IL 60532 - Marianne McGuire

60181	34	2	10	11	7	4	0	16	18	0	0	0	13	0	0	0	0	0	0	0	5	0	0	0	0	0	0	0	0	23	11
60188	5	0	0	1	2	2	0	1	4	0	0	0	0	1	0	0	0	0	0	1	3	3	0	0	0	0	3	0	1	4	
60527	6	0	0	0	4	2	0	0	6	0	0	0	0	0	0	0	0	0	0	1	0	5	0	0	0	0	0	0	0	6	
60540	11	0	3	8	0	0	0	1	10	0	0	0	1	0	0	0	0	7	0	0	0	0	0	0	0	0	0	11	0		
60561	30	0	0	1	13	16	0	12	18	0	0	0	0	0	0	0	0	0	0	0	3	15	0	0	0	0	0	1	29		
TOTAL	86	2	13	21	26	24	0	30	56	0	0	0	14	1	0	0	0	7	0	1	3	12	18	5	0	0	0	3	0	36	50

CFC #06 Child & Family Connections, Clearbrook, 1835 W Central Rd, Arlington Heights, IL 60005 - Jason Tietz

60004	44	0	0	13	24	3	4	33	11	0	0	2	0	0	0	0	0	0	0	0	9	0	0	0	0	0	2	0	0	13	31
60010	10	0	0	0	5	5	0	6	4	0	0	0	0	0	0	0	0	0	0	0	0	0	0	0	0	0	0	4	0	10	
60016	52	0	0	1	22	28	1	5	47	0	0	0	0	0	0	0	0	0	1	0	5	40	0	0	0	0	1	0	1	51	
60022	18	0	0	0	9	9	0	12	6	0	0	0	0	0	0	0	0	0	0	1	0	0	0	0	0	0	5	0	18		
60056	65	0	0	0	27	38	0	13	52	0	0	0	0	0	0	0	0	0	0	0	29	17	0	0	0	6	0	0	65		
60062	36	0	0	1	22	12	1	24	12	0	0	0	1	0	0	0	0	0	0	0	11	0	0	0	0	0	0	1	35		
60070	29	0	0	3	16	10	0	7	22	1	0	0	0	0	0	0	0	0	0	0	2	20	0	0	0	0	0	3	26		
60091	7	0	0	2	3	2	0	3	4	0	0	0	0	2	0	0	0	0	0	0	2	0	0	0	0	0	0	2	5		
60194	74	4	5	5	32	25	3	27	47	0	0	0	3	0	0	0	0	0	0	0	0	33	0	0	3	8	0	14	60		
60201	7	0	0	1	4	2	0	0	7	0	0	0	1	0	0	0	0	0	0	0	2	1	0	0	0	0	0	3	1	6	
60714	31	1	2	12	5	5	6	16	15	0	0	0	5	3	0	0	0	0	0	0	2	0	0	0	0	0	0	2	15	16	
TOTAL	373	5	7	38	169	139	15	146	227	1	0	2	10	5	0	0	0	0	1	0	63	111	0	0	3	16	1	14	50	323	

CFC #07 Child & Family Connections, Suburban Access, Inc, One Westbrook Corporate Ctr, Ste 640, Westchester, IL 60154 - Jo Ann Alferink

60164	12	0	0	1	6	5	0	0	12	0	0	0	0	0	0	1	0	0	0	0	0	9	0	0	0	0	0	0	1	11
60804	11	0	0	0	5	4	2	0	11	0	0	0	0	0	0	0	0	0	0	0	3	8	0	0	0	0	0	0	0	11

Screenings Reported by CFC/CPS/DCFS and ZIP / FY2021 Q2

Zip Code	Total Screened	Ages (in Months)						Not Referred	Total Referred	Screenings of Children involved with DCFS			# of Children Ages 0 to 3 Referred to								# of Children Ages 3 to 5 Referred to					Sub-Totals					
		0-11	12-23	24-35	36-47	48-60	61+			In Intact Family Services	Children of Teen Wards	In Foster Care	EI	LEA (ECSE)	PFA	PI (center-based)	Child Care Program	HV	Other Services	Multiple Services	Rescreening	LEA (ECSE)	PFA	HS	Child Care Program	Other HV Services	Multiple Services	Rescreening	Ages 0-35 mos.	Ages 36-61+ mos.	
NONE	15	0	0	1	6	8	0	0	0	0	0	0	0	0	0	0	0	1	0	0	0	0	14	0	0	0	0	0	0	1	14
TOTAL	38	0	0	2	17	17	2	0	23	0	0	0	0	0	0	1	0	1	0	0	0	3	31	0	0	0	0	0	2	36	

CFC #12 Child & Family Connections, Easter Seals of Metropolitan Chicago, 17300 S Ozark Ave - North Bldg, Tinley Park, IL 60477 - Peter Byrne

60411	12	0	0	0	7	5	0	6	6	0	0	0	0	0	0	0	0	0	0	0	1	6	0	0	0	0	1	1	0	12
60439	13	0	0	0	7	6	0	3	10	0	0	0	0	0	0	0	0	0	0	0	5	5	0	0	0	0	0	0	0	13
60452	11	2	0	0	6	3	0	0	8	0	0	0	0	0	0	0	2	0	0	0	0	9	0	0	0	0	0	0	2	9
60453	14	0	0	0	5	9	0	0	14	0	0	0	0	0	0	0	0	0	0	0	1	12	0	0	0	1	0	0	0	14
TOTAL	50	2	0	0	25	23	0	9	38	0	0	0	0	0	0	0	2	0	0	0	7	32	0	0	0	1	1	1	2	48

CFC #13 Child & Family Connections, Regional Office of Education #26, 130 S Lafayette St, Ste 200, Macomb, IL 61455 - Chuck Farr

61201	338	206	99	11	0	0	0	112	22	0	0	0	22	0	0	0	0	0	0	0	0	0	0	0	0	0	0	0	316	0
61415	2	2	0	0	0	0	0	2	0	0	0	0	0	0	0	0	0	0	0	0	0	0	0	0	0	0	0	0	2	0
61422	8	2	2	3	1	0	0	4	4	1	0	0	1	0	0	0	0	1	0	0	0	2	0	0	0	0	0	0	7	1
61441	2	0	1	1	0	0	0	0	2	0	0	2	0	0	0	0	0	2	0	0	0	0	0	0	0	0	0	0	2	0
61455	7	3	3	1	0	0	0	5	2	6	0	0	0	0	0	0	0	2	0	0	0	0	0	0	0	0	0	0	7	0
61520	2	1	1	0	0	0	0	2	0	1	0	0	0	0	0	0	0	0	0	0	0	0	0	0	0	0	0	0	2	0
61544	1	0	0	1	0	0	0	1	0	0	0	0	0	0	0	0	0	0	0	0	0	0	0	0	0	0	0	0	1	0
62341	1	0	0	1	0	0	0	1	0	0	0	0	0	0	0	0	0	0	0	0	0	0	0	0	0	0	0	0	1	0
62681	4	0	0	0	4	0	0	0	4	0	0	0	0	0	0	0	0	0	0	0	0	4	0	0	0	0	0	0	0	4
TOTAL	365	214	106	18	5	0	0	127	34	8	0	2	23	0	0	0	0	5	0	0	0	6	0	0	0	0	0	0	338	5

CFC #14 Child & Family Connections, 3000 W Rohmann Ave., West Peoria, IL 61604 - Michelle Harr

61238	2	0	0	0	0	1	1	2	0	0	0	0	0	0	0	0	0	0	0	0	0	0	0	0	0	0	0	0	0	2
61443	15	0	0	0	3	2	10	11	4	0	0	0	0	0	0	0	0	0	0	0	0	0	0	0	0	4	0	0	0	15
61548	12	0	0	0	7	5	0	2	10	0	0	0	0	0	0	0	0	0	0	0	0	9	0	0	0	1	0	0	0	12
61550	18	0	0	1	7	7	3	11	7	0	0	2	0	0	0	0	0	0	0	0	7	0	0	0	0	0	0	0	1	17
61554	17	2	5	10	0	0	0	16	1	0	0	0	1	0	0	0	0	0	0	0	0	0	0	0	0	0	0	0	17	0
61564	0	0	0	0	0	0	0	0	0	0	0	0	0	0	0	0	0	0	0	0	0	0	0	0	0	0	0	0	0	0
61605	49	0	0	2	34	11	2	1	48	0	0	2	0	0	0	1	0	0	0	0	8	35	0	0	0	1	0	2	2	47
61614	41	0	0	1	20	20	0	0	41	12	0	4	0	1	0	0	0	0	0	0	4	36	0	0	0	6	6	0	1	40
61616	36	7	12	10	4	3	0	34	2	0	0	3	0	0	0	0	0	0	0	0	1	0	0	0	0	0	0	1	29	7

Screenings Reported by CFC/CPS/DCFS and ZIP / FY2021 Q2

Zip Code	Total Screened	Ages (in Months)						Not Referred	Total Referred	Screenings of Children involved with DCFS			# of Children Ages 0 to 3 Referred to								# of Children Ages 3 to 5 Referred to					Sub-Totals				
		0-11	12-23	24-35	36-47	48-60	61+			In Intact Family Services	Children of Teen Wards	In Foster Care	EI	LEA (ECSE)	EHS	PI (center-based)	Child Care Program	HV	Other Services	Multiple Services	Rescreening	LEA (ECSE)	PFA	HS	Child Care Program	Other HV Services	Multiple Services	Rescreening	Ages 0-35 mos.	Ages 36-61+ mos.
61738	6	0	0	0	4	2	0	0	6	0	0	1	0	0	0	0	0	0	0	0	1	5	0	0	0	0	0	0	0	6
61755	6	0	0	0	4	2	0	2	4	0	0	0	0	0	0	0	0	0	0	0	1	2	0	0	0	1	0	0	0	6
TOTAL	202	9	17	24	83	53	16	79	123	12	0	12	1	1	0	1	0	0	0	1	22	87	0	0	0	13	6	3	50	152

CFC #15 Child & Family Connections, Services of Will, Grundy, & Kankakee Counties, Inc., 2300 Glenwood Ave, Joliet, IL 60435 - Rachel Cimino

60404	14	0	0	0	9	4	1	3	11	0	0	0	0	0	0	0	0	0	0	0	4	7	0	0	0	0	0	0	0	14
60410	6	0	0	1	4	1	0	0	6	0	0	0	0	0	0	0	0	0	0	0	0	6	0	0	0	0	0	0	1	5
60416	6	0	0	1	1	4	0	1	5	0	0	0	0	0	0	0	0	0	0	0	0	5	0	0	0	0	0	0	1	5
60423	8	0	0	0	4	4	0	4	4	0	0	0	0	0	0	0	0	0	0	0	0	4	0	0	0	0	0	0	0	8
60435	81	18	27	36	0	0	0	75	6	0	0	5	6	0	0	0	0	0	0	0	0	0	0	0	0	0	0	0	81	0
60436	24	0	0	0	8	12	4	0	24	0	0	1	0	0	0	0	0	0	0	0	3	19	1	0	0	0	0	1	0	24
60446	101	0	0	0	55	44	2	58	43	0	0	0	0	0	0	0	0	0	0	0	14	12	0	0	0	0	0	17	0	101
60450	20	4	2	2	8	4	0	7	13	0	0	0	1	0	0	0	0	0	0	0	3	9	0	0	0	0	0	0	8	12
60451	35	0	0	2	21	10	2	0	35	0	0	0	0	0	0	0	0	0	0	0	11	0	0	21	0	0	0	3	2	33
60518	23	0	0	0	8	14	1	21	2	0	0	0	0	0	0	0	0	0	0	0	1	0	0	0	0	0	0	1	0	23
60531	18	0	0	0	3	15	0	17	1	0	0	0	0	0	0	0	0	0	0	0	1	0	0	0	0	0	0	0	0	18
60544	35	0	0	18	5	10	2	0	35	0	0	0	0	0	0	0	0	0	0	0	20	15	0	0	0	0	0	0	18	17
60551	10	0	0	0	5	5	0	8	2	0	0	0	0	0	0	0	0	0	0	0	0	0	0	0	0	1	0	1	0	10
60901	22	0	0	9	10	3	0	2	20	0	0	0	0	5	0	0	0	0	0	0	0	4	9	0	0	0	0	2	9	13
60915	70	9	15	11	19	16	0	34	36	0	0	0	0	1	0	0	0	0	0	0	0	35	0	0	0	0	0	0	35	35
60964	2	0	0	1	1	0	0	1	1	0	0	0	1	0	0	0	0	0	0	0	0	0	0	0	0	0	0	0	1	1
61301	23	0	0	0	8	12	3	23	0	0	0	0	0	0	0	0	0	0	0	0	0	0	0	0	0	0	0	0	0	23
61342	26	0	0	0	10	12	4	13	13	0	0	0	0	0	0	0	0	0	0	0	3	7	0	0	0	1	0	2	0	26
61348	17	0	0	0	2	14	1	17	0	0	0	0	0	0	0	0	0	0	0	0	0	0	0	0	0	0	0	0	0	17
61350	166	2	9	6	58	82	9	141	25	0	0	0	4	0	0	0	0	0	0	0	2	10	0	0	0	5	0	4	17	149
61354	3	0	0	0	3	0	0	1	2	0	0	0	0	0	0	0	0	0	0	0	0	1	0	0	0	0	0	1	0	3
61360	5	0	0	0	2	3	0	4	1	0	0	0	0	0	0	0	0	0	0	0	0	0	0	0	0	0	0	1	0	5
61364	2	0	0	1	1	0	0	1	1	0	0	0	0	0	0	0	0	0	0	0	0	0	0	0	0	0	1	0	1	1
TOTAL	717	33	53	88	245	269	29	431	286	0	0	6	12	6	0	0	0	0	0	0	62	134	10	21	0	7	1	33	174	543

CFC #16 Child & Family Connections, 201 W Springfield Ave, Ste 508 & 509, Champaign, IL 61820 - Chris Johnson

60938	5	0	0	3	2	0	0	2	3	0	0	0	0	2	0	0	0	0	0	0	1	0	0	0	0	0	0	0	3	2
-------	---	---	---	---	---	---	---	---	---	---	---	---	---	---	---	---	---	---	---	---	---	---	---	---	---	---	---	---	---	---

Screenings Reported by CFC/CPS/DCFS and ZIP / FY2021 Q2

Zip Code	Total Screened	Ages (in Months)						Not Referred	Total Referred	Screenings of Children involved with DCFS			# of Children Ages 0 to 3 Referred to								# of Children Ages 3 to 5 Referred to					Sub-Totals											
		0-11	12-23	24-35	36-47	48-60	61+			In Intact Family Services	Children of Teen Wards	In Foster Care	EI	LEA (ECSE)	EHS	PI (center-based)	Child Care Program	HV	Other Services	Multiple Services	Rescreening	LEA (ECSE)	PFA	HS	Child Care Program	Other HV Services	Multiple Services	Rescreening	Ages 0-35 mos.	Ages 36-61+ mos.							
60970	291	87	84	68	31	21	0	287	4	0	0	0	4	0	0	0	0	0	0	0	0	0	0	0	0	0	0	0	239	52							
61704	37	0	0	0	20	17	0	0	37	0	0	0	0	0	0	0	0	0	0	1	18	0	12	0	0	0	6	0	37								
61738	2	0	0	0	1	0	1	0	2	0	0	0	0	0	0	0	0	0	0	1	1	0	0	0	0	0	0	0	2								
61761	9	3	2	4	0	0	0	0	9	0	0	0	9	0	0	0	0	0	0	0	0	0	0	0	0	0	9	0									
61764	37	32	4	1	0	0	0	37	0	0	0	0	0	0	0	0	0	0	0	0	0	0	0	0	0	0	37	0									
61821	17	5	1	4	2	5	0	14	3	0	0	0	2	0	0	0	0	0	0	0	0	0	0	0	0	0	10	7									
61832	19	0	0	0	9	10	0	0	19	0	0	1	0	0	0	0	0	0	0	6	19	0	0	0	0	6	0	19									
TOTAL	417	127	91	80	65	53	1	340	77	0	0	1	15	2	0	0	0	0	0	0	0	0	0	0	0	2	3	9	38	0	12	0	0	6	6	298	119

CFC #17 Child & Family Connections, ROE of Adams/Pike Counties, 510 Maine St, Ste 615, Quincy, IL 62301 - Kara Hoffman

62013	12	0	0	0	2	8	2	12	0	0	0	0	0	0	0	0	0	0	0	0	0	0	0	0	0	0	0	0	12								
62016	35	0	0	0	14	18	3	29	6	0	0	0	0	0	0	0	0	0	0	1	0	0	0	0	0	0	5	0	35								
62047	6	0	0	0	0	0	0	6	0	1	0	0	0	0	0	0	0	0	0	0	0	0	0	0	0	0	0	0	0								
62092	14	0	0	9	2	3	0	6	8	1	0	0	0	0	0	0	0	0	7	1	0	0	0	0	0	0	9	5									
62345	46	8	11	23	0	4	0	44	2	0	0	0	0	0	0	0	0	0	0	0	0	0	0	0	0	2	42	4									
62353	22	0	0	0	9	9	4	22	0	0	0	0	0	0	0	0	0	0	0	0	0	0	0	0	0	0	0	22									
62366	3	0	0	0	2	1	0	1	2	0	0	0	0	0	0	0	0	0	0	0	0	0	0	0	0	2	0	3									
62611	4	0	0	0	0	4	0	4	0	0	0	0	0	0	0	0	0	0	0	0	0	0	0	0	0	0	0	4									
62618	43	0	0	0	18	23	2	19	24	1	0	0	0	0	0	0	0	0	0	4	0	0	0	0	0	0	20	0	43								
62628	2	0	0	1	1	0	0	2	0	0	0	0	0	0	0	0	0	0	0	0	0	0	0	0	0	0	1	1									
62631	3	0	0	2	0	1	0	2	1	0	0	0	0	0	0	0	0	0	0	0	0	0	0	0	0	1	2	1									
62650	116	0	0	23	54	38	1	83	33	2	0	1	1	0	0	0	0	0	6	1	0	0	0	0	0	23	23	93									
62694	36	0	0	2	16	17	1	35	1	0	0	0	0	0	0	0	0	1	0	0	0	0	0	0	0	0	2	34									
TOTAL	342	8	11	60	118	126	13	265	77	5	0	1	1	0	0	0	0	0	0	0	0	0	0	0	0	0	14	7	0	0	0	0	0	0	53	79	257

CFC #18 Child & Family Connections, Sangamon Co. Public Health Department, 2833 S Grand Ave, E, Springfield, IL 62703 - Lisa McGlothlin

62644	11	6	2	3	0	0	0	0	11	0	0	0	2	0	0	0	0	11	0	0	0	0	0	0	0	0	0	11	0
NONE	32	0	0	0	17	15	0	0	1	0	0	3	0	0	0	0	0	0	0	1	29	0	0	0	2	0	0	0	32
TOTAL	43	6	2	3	17	15	0	0	12	0	0	3	2	0	0	0	0	11	0	0	0	0	0	0	2	0	11	0	

CFC #19 Child & Family Connections, Macon Co. Community Mental Health Board, 132 S Water St, Ste 604, Decatur, IL 62523 - Amy Farmer

61910	1	0	0	0	0	1	0	0	1	0	0	0	0	0	0	0	0	0	0	1	0	0	0	0	0	0	0	0	1
-------	---	---	---	---	---	---	---	---	---	---	---	---	---	---	---	---	---	---	---	---	---	---	---	---	---	---	---	---	---

Screenings Reported by CFC/CPS/DCFS and ZIP / FY2021 Q2

Zip Code	Total Screened	Ages (in Months)						Not Referred	Total Referred	Screenings of Children involved with DCFS			# of Children Ages 0 to 3 Referred to								# of Children Ages 3 to 5 Referred to					Sub-Totals				
		0-11	12-23	24-35	36-47	48-60	61+			In Intact Family Services	Children of Teen Wards	In Foster Care	EI	LEA (ECSE)	EHS	PI (center-based)	Child Care Program	HV	Other Services	Multiple Services	Rescreening	LEA (ECSE)	PFA	HS	Child Care Program	Other HV Services	Multiple Services	Rescreening	Ages 0-35 mos.	Ages 36-61+ mos.
61913	1	0	0	1	0	0	0	0	1	0	0	0	1	0	0	0	0	0	0	0	0	0	0	0	0	0	0	1	0	
61914	2	0	0	2	0	0	0	0	2	0	0	0	0	1	0	0	0	0	0	1	0	0	0	0	0	0	0	2	0	
61920	6	0	0	1	1	4	0	0	6	0	0	0	0	1	0	0	0	0	0	0	0	1	4	0	0	0	0	1	5	
61924	1	0	0	0	0	1	0	0	1	0	0	0	0	0	0	0	0	0	0	0	1	0	0	0	0	0	0	0	1	
61933	1	0	0	0	0	1	0	0	1	0	0	0	0	0	0	0	0	0	0	0	1	0	0	0	0	0	0	0	1	
61937	1	0	0	0	0	1	0	0	1	0	0	0	0	0	0	0	0	0	0	1	0	0	0	0	0	0	0	0	1	
61938	3	0	0	2	1	0	0	0	3	0	0	0	0	0	0	0	0	0	2	0	0	1	0	0	0	0	0	2	1	
61944	3	0	0	1	0	2	0	0	3	0	0	0	0	0	0	0	0	0	1	0	0	0	0	0	0	0	0	1	2	
61951	1	0	0	1	0	0	0	0	1	0	0	0	0	1	0	0	0	0	0	0	0	0	0	0	0	0	0	1	0	
61953	1	0	0	0	0	0	1	0	1	0	0	0	0	0	0	0	0	0	0	0	1	0	0	0	0	0	0	0	1	
62420	2	0	0	1	0	1	0	0	2	0	0	0	0	1	0	0	0	0	0	0	0	1	0	0	0	0	0	1	1	
62422	1	0	0	0	1	0	0	0	1	0	0	0	0	0	0	0	0	0	0	0	1	0	0	0	0	0	0	0	1	
62441	6	0	0	1	4	1	0	0	6	0	0	0	0	1	0	0	0	0	0	0	0	5	0	0	0	0	0	1	5	
62447	3	0	0	0	3	0	0	0	3	0	0	0	0	0	0	0	0	0	0	0	1	0	2	0	0	0	0	0	3	
62468	1	0	0	1	0	0	0	0	1	0	0	0	0	0	0	0	0	0	1	0	0	0	0	0	0	0	0	1	0	
TOTAL	34	0	0	11	10	12	1	0	34	0	0	0	1	5	0	0	0	0	5	0	0	16	2	0	0	0	0	0	11	23

CFC #20 Child & Family Connections, Community Support Systems, 1901 S 4th St, Ste 209, Effingham, IL 62401 - Rita Wahl

62401	11	0	0	5	5	1	0	0	11	0	0	0	0	4	0	0	0	0	0	1	0	0	3	3	0	0	0	0	0	0	5	6
62411	1	0	0	1	0	0	0	0	1	0	0	0	1	0	0	0	0	0	0	0	0	0	0	0	0	0	0	0	1	0		
62424	2	0	0	1	0	0	1	0	2	0	0	0	0	1	0	0	0	0	0	0	0	1	0	0	0	0	0	0	1	1		
TOTAL	14	0	0	7	5	1	1	0	14	0	0	0	1	5	0	0	0	0	1	0	0	4	4	0	0	0	0	0	0	7	7	

CFC #21 Child & Family Connections, Regional Office of Education #13, 4 Eagle Center, Ste 4, O'Fallon, IL 62269 - Terri Kampwerth

62010	4	0	0	0	1	1	2	0	4	0	0	0	0	0	0	0	0	0	0	0	1	4	0	0	0	0	1	0	0	4
62025	11	0	0	0	7	3	1	7	4	0	0	0	0	0	0	0	0	0	0	0	0	5	0	0	0	3	1	0	0	11
62095	4	0	0	0	3	1	0	0	4	0	0	0	0	0	0	0	0	0	0	0	1	3	0	0	0	2	0	0	0	4
62223	31	4	3	13	9	4	0	13	7	0	0	3	2	0	0	0	0	0	0	0	1	8	0	0	0	1	0	0	20	13
62234	41	0	0	0	13	27	1	1	40	0	0	1	0	0	0	0	0	0	0	0	8	28	0	0	0	4	0	0	0	41

Screenings Reported by CFC/CPS/DCFS and ZIP / FY2021 Q2

Zip Code	Total Screened	Ages (in Months)						Not Referred	Total Referred	Screenings of Children involved with DCFS			# of Children Ages 0 to 3 Referred to								# of Children Ages 3 to 5 Referred to					Sub-Totals							
		0-11	12-23	24-35	36-47	48-60	61+			In Intact Family Services	Children of Teen Wards	In Foster Care	EI	LEA (ECSE)	PFA	PI (center-based)	Child Care Program	HV	Other Services	Multiple Services	Rescreening	LEA (ECSE)	PFA	HS	Child Care Program	HV	Other Services	Multiple Services	Rescreening	Ages 0-35 mos.	Ages 36-61+ mos.		
62294	11	4	5	2	0	0	0	9	2	0	0	0	0	0	0	0	0	0	0	0	0	0	0	0	0	0	0	0	0	0	0	11	0
TOTAL	102	8	8	15	33	36	4	30	61	0	0	4	2	0	0	0	0	0	0	0	0	0	0	0	0	0	0	0	10	2	0	31	73

CFC #22 Child & Family Connections, Regional Office of Education #13, 660 W Noleman St, Centralia, IL 62801 - Nicole Van Hise

62959	0	0	0	0	2	0	0	2	0	0	0	0	0	0	0	0	0	0	0	0	0	0	0	0	0	0	0	0	0	0	0	2
TOTAL	0	0	0	0	2	0	0	2	0	0	0	0	0	0	0	0	0	0	0	0	0	0	0	0	0	0	0	0	0	0	0	2

CFC #23 Child & Family Connections, Wabash & Ohio Valley Special Education Dist., 800 S Division St, Norris City, IL 62869 - Charity Heifner

62806	3	1	0	0	0	2	0	1	2	0	0	0	0	0	0	0	0	0	0	0	2	0	0	0	0	0	0	0	2	1	2	
62821	0	0	0	0	0	0	0	0	0	0	0	0	0	0	0	0	0	0	0	0	1	0	0	0	0	0	0	1	0	0	0	
62835	0	0	0	0	0	0	0	0	0	0	0	0	0	0	0	0	0	0	0	0	0	0	0	0	0	0	0	0	0	0	0	0
62837	17	2	0	0	7	8	0	10	7	0	0	0	0	0	0	0	0	0	0	0	7	0	0	0	0	0	0	5	2	15	0	
62850	5	0	0	0	2	3	0	0	5	0	0	0	0	0	0	0	0	0	0	1	4	0	0	0	0	0	0	5	0	5	0	
62859	9	0	0	0	5	4	0	9	0	0	0	0	0	0	0	0	0	0	0	0	0	0	0	0	0	0	0	0	0	0	9	
62863	7	0	0	1	4	2	0	0	7	0	0	0	1	0	0	0	0	0	0	2	4	0	0	0	0	0	0	2	1	6	0	
62869	2	0	0	0	0	2	0	0	2	0	0	0	0	0	0	0	0	0	0	0	2	0	0	0	0	0	0	0	0	0	2	
62895	2	0	0	0	1	1	0	0	2	0	0	0	0	0	0	0	0	0	0	0	2	0	0	0	0	0	0	0	0	0	2	
62917	4	0	0	0	1	3	0	0	4	0	0	0	0	0	0	0	0	0	0	0	4	0	0	0	0	0	0	3	0	4	0	
62930	18	0	0	0	14	4	0	0	18	0	0	0	0	0	0	0	0	0	0	1	17	0	0	0	0	0	0	9	0	18	0	
62946	30	2	2	0	7	19	0	30	0	0	0	0	0	0	0	0	0	0	0	0	0	0	0	0	0	0	0	4	26	0		
62954	1	0	0	0	0	1	0	0	1	0	0	0	0	0	0	0	0	0	0	0	1	0	0	0	0	0	0	0	0	1	0	
62984	15	2	3	2	3	5	0	15	0	0	0	0	0	0	0	0	0	0	0	0	0	0	0	0	0	0	0	7	8	0		
TOTAL	113	7	5	3	44	54	0	65	48	0	0	0	1	0	0	0	0	0	0	4	44	0	0	0	0	0	0	27	15	98		

CFC #24 Child & Family Connections, Archway, Inc., 2751 W Main, PO Box 1180, Carbondale, IL 62901-1180 - Lindsay Baskin

62274	1	0	0	0	0	1	0	0	1	0	0	0	0	0	0	0	0	0	0	0	0	0	0	0	0	0	0	0	0	0	1
62901	115	3	6	11	31	65	0	98	7	0	0	0	0	0	0	0	0	0	0	0	6	0	0	0	0	0	0	0	20	96	0
62903	19	6	5	2	5	1	0	0	19	0	0	0	0	0	0	13	0	13	13	0	6	0	0	0	0	0	0	13	6	0	
62916	9	0	0	0	7	2	0	0	9	0	0	0	0	0	0	0	0	0	0	0	9	0	0	0	0	0	0	0	0	9	0
62924	2	0	0	0	0	2	0	0	2	0	0	0	0	0	0	0	0	0	0	0	2	0	0	0	0	0	0	0	0	2	0
62931	7	0	0	0	2	5	0	0	7	0	0	0	0	0	0	0	0	0	0	0	7	0	0	0	0	0	2	0	7	0	
62932	18	4	5	6	3	0	0	0	18	0	0	0	0	0	12	0	4	0	0	0	2	0	0	0	0	0	0	15	3	0	

Screenings Reported by CFC/CPS/DCFS and ZIP / FY2021 Q2

Zip Code	Total Screened	Ages (in Months)						Not Referred	Total Referred	Screenings of Children involved with DCFS			# of Children Ages 0 to 3 Referred to								# of Children Ages 3 to 5 Referred to					Sub-Totals					
		0-11	12-23	24-35	36-47	48-60	61+			In Intact Family Services	Children of Teen Wards	In Foster Care	LEA EI	LEA (ECSE)	EHS	PI (center-based)	Child Care Program	HV	Other Services	Multiple Services	Rescreening	LEA (ECSE)	PFA	HS	Child Care Program	Other HV Services	Multiple Services	Rescreening	Ages 0-35 mos.	Ages 36-61+ mos.	
62938	6	0	0	0	4	2	0	0	6	0	0	0	0	0	0	0	0	0	0	0	0	6	0	0	0	0	0	0	1	0	6
TOTAL	177	13	16	19	52	78	0	98	69	0	0	0	0	0	12	0	17	0	13	13	0	38	0	0	0	0	0	0	3	48	130

CFC #25 Child & Family Connections, Options & Advocacy for McHenry Co., 365 Millennium Dr, Ste A, Crystal Lake, IL 60012 - Susan Beckman

60013	17	0	0	0	8	9	0	8	9	0	0	0	0	0	0	0	0	0	0	0	8	0	0	0	0	0	1	0	0	0	17
60014	178	23	44	58	28	22	3	28	140	0	0	1	119	4	0	0	0	0	1	0	0	15	0	0	0	0	1	0	0	125	53
60042	34	1	10	7	0	16	0	34	0	0	0	0	0	0	0	0	0	0	0	0	0	0	0	0	0	0	0	0	0	18	16
60050	6	0	0	0	3	3	0	0	6	0	0	0	0	0	0	0	0	0	0	0	2	4	0	0	0	0	0	0	0	0	6
60071	4	0	0	0	4	0	0	1	3	0	0	0	0	0	0	0	0	0	0	0	3	0	0	0	0	0	0	0	0	0	4
60072	4	0	0	0	4	0	0	0	4	0	0	0	0	0	0	0	0	0	0	0	0	4	0	0	0	0	0	0	0	0	4
60097	5	0	0	0	4	1	0	0	5	0	0	0	0	0	0	0	0	0	0	0	0	4	0	1	0	0	0	0	0	0	5
60142	28	0	3	10	9	6	0	9	19	0	0	0	0	0	0	0	0	0	0	0	10	9	0	0	0	0	0	0	0	13	15
60152	10	0	0	2	5	1	2	2	8	0	0	0	0	0	0	0	0	0	0	0	0	8	0	0	0	0	0	0	0	2	8
TOTAL	286	24	57	77	65	58	5	82	194	0	0	1	119	4	0	0	0	0	1	0	38	29	0	1	0	2	0	0	158	128	

Screenings Reported by CFC/CPS/DCFS and Month / FY2021 Q2

Month	Total Screened	Screenings of Children involved with DCFS						Not Referred	Total Referred	# of Children Ages 0 to 3 Referred to										# of Children Ages 3 to 5 Referred to						Sub-Totals					
		Ages (in Months)								In Intact Family Services	Children of Teen Wards	In Foster Care	LEA EI	LEA (ECSE)	PI (center-based)	Child Care Program	Other HV Services	Multiple Services	Rescreening	LEA (ECSE)	PFA	HS	Child Care Program	Other HV Services	Multiple Services	Rescreening	Ages 0-35 mos.	Ages 36-61+ mos.			
CFC #01 Child & Family Connections, Youth Services Network, Inc., 107 North 3rd Street, Rockford, IL 61107 - Dee Dee Lowery																															
Jul-20	0	0	0	0	0	0	0	0	0	0	0	0	0	0	0	0	0	0	0	0	0	0	0	0	0	0	0	0	0	0	
Aug-20	0	0	0	0	0	0	0	0	0	0	0	0	0	0	0	0	0	0	0	0	0	0	0	0	0	0	0	0	0	0	
Sep-20	0	0	0	0	0	0	0	0	0	0	0	0	0	0	0	0	0	0	0	0	0	0	0	0	0	0	0	0	0	0	
Oct-20	252	25	45	44	85	52	1	124	128	3	0	7	1	1	0	3	0	12	1	0	2	6	94	10	0	0	7	42	33	114	138
Nov-20	190	14	32	41	64	35	4	71	119	3	0	2	3	2	0	1	0	16	0	0	3	11	82	3	21	0	7	55	26	87	103
Dec-20	107	14	21	27	24	19	2	54	53	1	0	4	0	0	0	1	0	16	0	0	3	7	20	2	0	0	7	14	11	62	45
TOTAL	549	53	98	112	173	106	7	249	300	7	0	13	4	3	0	5	0	44	1	0	8	24	196	15	21	0	21	111	70	263	286
CFC #02 Child & Family Connections, Lake County Health Department, 3010 Grand Ave, 2nd Floor, Waukegan, IL 60085 - Donna Musser																															
Aug-20	3	0	0	0	0	3	0	0	3	0	0	0	0	0	0	0	0	0	0	0	0	0	3	0	0	0	0	0	0	0	3
Sep-20	9	0	0	0	4	5	0	6	5	0	0	0	0	0	0	0	0	0	0	0	0	5	0	6	0	0	0	3	0	9	
Oct-20	91	26	32	26	1	5	1	77	14	0	0	0	11	0	0	0	0	0	0	0	0	3	0	4	0	0	0	2	84	7	
Nov-20	85	21	28	32	4	0	0	76	9	0	0	0	9	0	0	0	0	0	0	0	0	0	0	0	0	0	0	0	81	4	
Dec-20	143	29	48	66	0	0	0	125	18	1	0	0	17	0	0	0	0	1	0	0	0	0	0	0	0	0	0	0	143	0	
TOTAL	331	76	108	124	9	13	1	284	49	1	0	0	37	0	0	0	0	1	0	0	0	0	11	0	10	0	0	0	5	308	23
CFC #03 Child & Family Connections, Regional Office of Education for Carroll, Jo Daviess, & Stephenson Co., 27 S State Ave, Ste 101, Freeport, IL 61032 - Angela Hodges																															
Oct-20	0	0	0	0	0	0	0	0	0	0	0	0	0	0	0	0	0	0	0	0	0	0	0	0	0	0	0	0	0	0	0
Nov-20	33	9	15	9	0	0	0	33	0	0	0	0	0	0	0	0	0	0	0	0	0	0	0	0	0	0	0	0	33	0	
Dec-20	2	1	1	0	0	0	0	2	0	0	0	0	0	0	0	0	0	0	0	0	0	0	0	0	0	0	0	0	2	0	
TOTAL	35	10	16	9	0	0	0	35	0	0	0	0	0	0	0	0	0	0	0	0	0	0	0	0	0	0	0	0	35	0	
CFC #04 Child & Family Connections, DayOne PACT, 1551 E Fabyan Pkwy, Geneva, IL 60134 - Ellana Mavromatis																															
Oct-20	113	11	26	22	29	26	0	54	59	0	0	0	11	0	0	0	0	0	0	0	0	11	37	0	0	0	0	0	59	55	
Nov-20	20	0	0	1	10	9	0	5	15	0	0	2	0	0	0	0	0	0	0	0	0	7	7	0	0	0	0	1	1	19	
TOTAL	133	11	26	23	39	35	0	59	74	0	0	2	11	0	0	0	0	0	0	0	18	44	0	0	0	0	0	1	60	74	
CFC #05 Child & Family Connections, DayOne PACT, 750 Warrenville Rd, Ste 300, Lisle, IL 60532 - Marianne McGuire																															
Oct-20	70	2	10	12	24	22	0	28	42	0	0	0	13	0	0	0	0	0	0	0	0	9	15	5	0	0	0	0	24	46	
Nov-20	16	0	3	9	2	2	0	2	14	0	0	0	1	1	0	0	0	7	0	1	3	3	3	0	0	0	0	3	0	12	4
TOTAL	86	2	13	21	26	24	0	30	56	0	0	0	14	1	0	0	0	7	0	1	3	12	18	5	0	0	0	3	0	36	50
CFC #06 Child & Family Connections, Clearbrook, 1835 W Central Rd, Arlington Heights, IL 60005 - Jason Tietz																															
Oct-19	6	0	0	1	4	1	0	1	5	0	0	0	0	1	0	0	0	0	0	0	0	3	1	0	0	0	0	0	1	5	
Nov-19	5	0	0	0	1	4	0	3	2	0	0	0	0	0	0	0	0	0	0	0	0	2	0	0	0	0	0	0	0	5	

Screenings Reported by CFC/CPS/DCFS and Month / FY2021 Q2

Month	Total Screened	Ages (in Months)						Not Referred	Total Referred	Screenings of Children involved with DCFS			# of Children Ages 0 to 3 Referred to								# of Children Ages 3 to 5 Referred to					Sub-Totals						
		0-11	12-23	24-35	36-47	48-60	61+			In Intact Family Services	Children of Teen Wards	In Foster Care	EI	LEA (ECSE)	EHS	PI (center-based)	Child Care Program	HV	Other Services	Multiple Services	Rescreening	LEA (ECSE)	PFA	HS	Child Care Program	Other HV Services	Multiple Services	Rescreening	Ages 0-35 mos.	Ages 36-61+ mos.		
Dec-19	9	0	0	3	4	2	0	5	4	0	0	0	0	0	0	0	0	0	0	0	4	0	0	0	0	0	0	3	6			
Jan-20	3	0	0	0	2	1	0	0	3	1	0	0	0	0	0	0	0	0	0	0	3	0	0	0	0	0	0	0	3			
Feb-20	5	0	0	0	3	2	0	1	4	0	0	0	0	0	0	0	0	0	0	0	4	0	0	0	0	0	0	0	5			
Mar-20	5	0	0	1	1	3	0	2	3	0	0	0	1	0	0	0	0	0	0	2	0	0	0	0	0	0	1	4				
Apr-20	15	1	1	0	11	1	1	13	2	0	0	0	2	0	0	0	0	0	0	0	0	0	0	0	0	0	2	13				
May-20	4	0	0	0	4	0	0	4	0	0	0	0	0	0	0	0	0	0	0	0	0	0	0	0	0	0	0	4				
Jun-20	6	0	0	0	5	1	0	6	0	0	0	0	0	0	0	0	0	0	0	0	0	0	0	0	0	0	0	6				
Aug-20	44	0	0	0	21	23	0	13	31	0	0	0	0	0	0	0	0	0	0	8	14	0	0	0	5	0	4	44				
Sep-20	28	0	0	0	15	12	1	11	17	0	0	0	0	0	0	0	0	0	9	7	0	0	0	1	0	0	0	28				
Oct-20	125	1	1	15	60	44	4	57	68	0	0	2	3	1	0	0	0	0	0	19	37	0	0	0	2	1	5	17	108			
Nov-20	75	1	3	15	25	25	6	21	54	0	0	0	1	3	0	0	0	0	0	18	20	0	0	0	4	0	5	19	56			
Dec-20	43	2	2	3	13	20	3	9	34	0	0	0	3	0	0	0	0	0	1	0	0	0	3	4	0	0	7	36				
TOTAL	373	5	7	38	169	139	15	146	227	1	0	2	10	5	0	0	0	0	0	1	0	3	63	111	0	0	3	16	1	14	50	323
CFC #07 Child & Family Connections, Suburban Access, Inc. One Westbrook Corporate Ctr. Ste 640, Westchester, IL 60154 - Jo Ann Alferink																																
Oct-20	15	0	0	1	6	8	0	0	0	0	0	0	0	0	0	0	1	0	0	0	0	14	0	0	0	0	0	0	1	14		
Nov-20	12	0	0	1	6	5	0	0	12	0	0	0	0	0	1	0	0	0	0	0	9	0	0	0	0	0	0	1	11			
Dec-20	11	0	0	0	5	4	2	0	11	0	0	0	0	0	0	0	0	0	0	3	8	0	0	0	0	0	0	0	0	11		
TOTAL	38	0	0	2	17	17	2	0	23	0	0	0	0	0	1	0	1	0	0	0	3	31	0	0	0	0	0	0	0	2	36	
CFC #12 Child & Family Connections, Easter Seals of Metropolitan Chicago, 17300 S Ozark Ave - North Bldg, Tinley Park, IL 60477 - Peter Byrne																																
Sep-20	5	0	0	0	2	3	0	0	5	0	0	0	0	0	0	0	0	0	0	0	4	0	0	0	1	0	0	0	5			
Oct-20	28	2	0	0	16	10	0	6	19	0	0	0	0	0	0	2	0	0	0	4	17	0	0	0	0	1	1	2	26			
Nov-20	17	0	0	0	7	10	0	3	14	0	0	0	0	0	0	0	0	0	3	11	0	0	0	0	0	0	0	0	17			
TOTAL	50	2	0	0	25	23	0	9	38	0	0	0	0	0	0	2	0	0	0	7	32	0	0	0	1	1	1	2	48			
CFC #13 Child & Family Connections, Regional Office of Education #26, 130 S Lafayette St. Ste 200, Macomb, IL 61455 - Chuck Farr																																
Oct-20	129	69	39	13	1	0	0	121	8	3	0	0	7	0	0	0	0	0	0	0	1	0	0	0	0	0	0	0	121	1		
Nov-20	107	73	22	0	4	0	0	5	13	3	0	0	9	0	0	0	0	0	0	0	4	0	0	0	0	0	0	0	95	4		
Dec-20	129	72	45	5	0	0	0	1	13	2	0	2	7	0	0	0	0	5	0	0	0	1	0	0	0	0	0	0	122	0		
TOTAL	365	214	106	18	5	0	0	127	34	8	0	2	23	0	0	0	0	5	0	0	0	6	0	0	0	0	0	0	0	338	5	
CFC #14 Child & Family Connections, 3000 W Rohmann Ave., West Peoria, IL 61604 - Michelle Harr																																
Oct-20	68	2	8	7	29	18	4	25	43	0	0	4	1	0	0	0	0	0	0	6	32	0	0	0	7	5	1	17	51			
Nov-20	82	2	4	8	40	22	6	23	59	6	0	2	0	0	0	1	0	0	0	0	7	45	0	0	0	5	1	2	14	68		

Screenings Reported by CFC/CPS/DCFS and Month / FY2021 Q2

Month	Total Screened	Ages (in Months)						Not Referred	Total Referred	Screenings of Children involved with DCFS			# of Children Ages 0 to 3 Referred to								# of Children Ages 3 to 5 Referred to					Sub-Totals					
		0-11	12-23	24-35	36-47	48-60	61+			In Intact Family Services	Children of Teen Wards	In Foster Care	EI	LEA (ECSE)	PI (EHS)	Child Care based Program	HV	Other Services	Multiple Services	Rescreening	LEA (ECSE)	PFA	HS	Child Care Program	Other HV Services	Multiple Services	Rescreening	Ages 0-35 mos.	Ages 36-61+ mos.		
Dec-20	52	5	5	9	14	13	6	31	21	6	0	6	0	1	0	0	0	0	0	0	0	9	10	0	0	0	1	0	0	19	33
TOTAL	202	9	17	24	83	53	16	79	123	12	0	12	1	1	0	1	0	0	0	0	22	87	0	0	0	13	6	3	50	152	
CFC #15 Child & Family Connections, Services of Will, Grundy & Kankakee Counties, Inc., 2300 Glenwood Ave, Joliet, IL 60435 - Rachel Cimino																															
Oct-20	332	14	21	26	118	146	7	193	139	0	0	4	5	6	0	0	0	0	0	0	17	87	7	0	0	2	1	14	61	271	
Nov-20	249	10	20	26	90	93	10	169	80	0	0	0	4	0	0	0	0	0	0	0	16	25	3	15	0	2	0	15	56	193	
Dec-20	136	9	12	36	37	30	12	69	67	0	0	2	3	0	0	0	0	0	0	0	29	22	0	6	0	3	0	4	57	79	
TOTAL	717	33	53	88	245	269	29	431	286	0	0	6	12	6	0	0	0	0	0	0	62	134	10	21	0	7	1	33	174	543	
CFC #16 Child & Family Connections, 201 W Springfield Ave, Ste 508 & 509, Champaign, IL 61820 - Chris Johnson																															
Sep-20	19	0	0	2	11	6	0	2	17	0	0	0	0	1	0	0	0	0	0	0	1	7	0	6	0	0	0	2	2	17	
Oct-20	116	26	20	20	29	21	0	76	40	0	0	1	8	0	0	0	0	0	0	2	6	27	0	4	0	0	6	0	66	50	
Nov-20	123	51	26	23	15	7	1	115	8	0	0	0	5	1	0	0	0	0	0	0	1	1	0	0	0	0	0	100	23		
Dec-20	159	50	45	35	10	19	0	147	12	0	0	0	2	0	0	0	0	0	0	0	1	3	0	2	0	0	0	4	130	29	
TOTAL	417	127	91	80	65	53	1	340	77	0	0	1	15	2	0	0	0	0	0	2	9	38	0	12	0	0	6	6	298	119	
CFC #17 Child & Family Connections, ROE of Adams/Pike Counties, 510 Maine St, Ste 615, Quincy, IL 62301 - Kara Hoffman																															
Sep-20	1	0	0	0	1	0	0	1	0	0	0	0	0	0	0	0	0	0	0	0	0	0	0	0	0	0	0	0	0	1	
Oct-20	147	3	6	23	48	60	7	119	28	0	0	1	0	0	0	0	0	0	0	2	6	0	0	0	0	0	0	20	32	115	
Nov-20	146	2	1	28	58	52	5	101	45	4	0	0	1	0	0	0	0	0	0	11	1	0	0	0	0	0	0	30	31	115	
Dec-20	48	3	4	9	11	14	1	44	4	1	0	0	0	0	0	0	0	0	0	1	0	0	0	0	0	0	0	3	16	26	
TOTAL	342	8	11	60	118	126	13	265	77	5	0	1	1	0	0	0	0	0	0	14	7	0	0	0	0	0	0	53	79	257	
CFC #18 Child & Family Connections, Sangamon Co. Public Health Department, 2833 S Grand Ave, E, Springfield, IL 62703 - Lisa McGlothlin																															
Oct-20	2	2	0	0	0	0	0	0	2	0	0	0	1	0	0	0	0	2	0	0	0	0	0	0	0	0	0	0	2	0	
Nov-20	32	0	0	0	17	15	0	0	1	0	0	3	0	0	0	0	0	0	0	0	1	29	0	0	0	2	0	0	0	32	
Dec-20	9	4	2	3	0	0	0	0	9	0	0	0	1	0	0	0	0	9	0	0	0	0	0	0	0	0	0	0	9	0	
TOTAL	43	6	2	3	17	15	0	0	12	0	0	3	2	0	0	0	0	11	0	0	1	29	0	0	0	2	0	0	11	32	
CFC #19 Child & Family Connections, Macon Co. Community Mental Health Board, 132 S Water St, Ste 604, Decatur, IL 62523 - Amy Farmer																															
Nov-20	34	0	0	11	10	12	1	0	34	0	0	0	1	5	0	0	0	0	5	0	5	16	2	0	0	0	0	0	11	23	
TOTAL	34	0	0	11	10	12	1	0	34	0	0	0	1	5	0	0	0	0	5	0	5	16	2	0	0	0	0	11	23		
CFC #20 Child & Family Connections, Community Support Systems, 1901 S 4th St, Ste 209, Effingham, IL 62401 - Rita Wahl																															
Oct-20	6	0	0	2	2	1	1	0	6	0	0	0	1	1	0	0	0	0	0	0	2	2	0	0	0	0	0	0	2	4	

Screenings Reported by CFC/CPS/DCFS and Month / FY2021 Q2

Month	Total Screened	Ages (in Months)						Not Referred	Total Referred	Screenings of Children involved with DCFS			# of Children Ages 0 to 3 Referred to								# of Children Ages 3 to 5 Referred to					Sub-Totals					
		0-11	12-23	24-35	36-47	48-60	61+			In Intact Family Services	Children of Teen Wards	In Foster Care	EI	LEA (ECSE)	EHS	PI (center-based)	Child Care Program	HV	Other Services	Multiple Services	Rescreening	LEA (ECSE)	PFA	HS	Child Care Program	Other HV Services	Multiple Services	Rescreening	Ages 0-35 mos.	Ages 36-61+ mos.	
Dec-20	8	0	0	5	3	0	0	0	8	0	0	0	0	4	0	0	0	0	0	1	0	0	1	2	0	0	0	0	0	5	3
TOTAL	14	0	0	7	5	1	1	0	14	0	0	0	1	5	0	0	0	0	1	0	0	3	4	0	0	0	0	0	7	7	
CFC #21 Child & Family Connections, Regional Office of Education #13, 4 Eagle Center, Ste 4, O'Fallon, IL 62269 - Terri Kampwerth																															
Sep-20	12	0	0	0	4	7	1	0	12	0	0	1	0	0	0	0	0	0	0	0	0	3	7	0	0	0	2	0	0	0	12
Oct-20	47	5	4	9	18	10	1	25	22	0	0	1	2	0	0	0	0	0	0	0	4	16	0	0	0	5	1	0	18	29	
Nov-20	39	3	4	6	10	18	0	5	23	0	0	2	0	0	0	0	0	0	0	0	3	21	0	0	0	3	0	0	13	28	
Dec-20	4	0	0	0	1	1	2	0	4	0	0	0	0	0	0	0	0	0	0	0	1	4	0	0	0	0	1	0	0	4	
TOTAL	102	8	8	15	33	36	4	30	61	0	0	4	2	0	0	0	0	0	0	0	11	48	0	0	0	10	2	0	31	73	
CFC #22 Child & Family Connections, Regional Office of Education #13, 660 W Noleman St, Centralia, IL 62801 - Nicole Van Hise																															
Nov-20	0	0	0	0	2	0	0	2	0	0	0	0	0	0	0	0	0	0	0	0	0	0	0	0	0	0	0	0	0	0	2
TOTAL	0	0	0	0	2	0	0	2	0	0	0	0	0	0	0	0	0	0	0	0	0	0	0	0	0	0	0	0	0	2	
CFC #23 Child & Family Connections, Wabash & Ohio Valley Special Education Dist., 800 S Division St, Norris City, IL 62869 - Charity Heifner																															
Oct-20	27	0	0	0	17	10	0	0	27	0	0	0	0	0	0	0	0	0	0	0	1	26	0	0	0	0	0	17	0	27	
Nov-20	64	3	3	1	22	35	0	52	12	0	0	0	1	0	0	0	0	0	0	1	3	8	0	0	0	0	0	5	7	57	
Dec-20	22	4	2	2	5	9	0	13	9	0	0	0	0	0	0	0	0	0	0	0	0	10	0	0	0	0	0	5	8	14	
TOTAL	113	7	5	3	44	54	0	65	48	0	0	0	1	0	0	0	0	0	0	4	44	0	0	0	0	0	0	27	15	98	
CFC #24 Child & Family Connections, Archway, Inc., 2751 W Main, PO Box 1180, Carbondale, IL 62901-1180 - Lindsay Baskin																															
Oct-20	125	4	8	7	38	69	0	80	35	0	0	0	0	0	0	0	7	0	7	7	0	27	0	0	0	0	0	3	19	107	
Nov-20	33	8	8	10	6	1	0	6	27	0	0	0	0	0	12	0	9	0	5	5	0	6	0	0	0	0	0	0	26	7	
Dec-20	19	1	0	2	8	8	0	12	7	0	0	0	0	0	0	0	1	0	1	1	0	5	0	0	0	0	0	0	3	16	
TOTAL	177	13	16	19	52	78	0	98	69	0	0	0	0	0	12	0	17	0	13	13	0	38	0	0	0	0	0	3	48	130	
CFC #25 Child & Family Connections, Options & Advocacy for McHenry Co., 365 Millennium Dr, Ste A, Crystal Lake, IL 60012 - Susan Beckman																															
Oct-20	103	10	24	34	20	13	2	12	91	0	0	1	59	2	0	0	0	0	1	0	0	11	15	0	1	0	2	0	0	68	35
Nov-20	142	6	27	26	36	44	3	69	63	0	0	0	33	2	0	0	0	0	0	0	23	5	0	0	0	0	0	0	59	83	
Dec-20	41	8	6	17	9	1	0	1	40	0	0	0	27	0	0	0	0	0	0	0	4	9	0	0	0	0	0	0	31	10	
TOTAL	286	24	57	77	65	58	5	82	194	0	0	1	119	4	0	0	0	0	1	0	38	29	0	1	0	2	0	0	158	128	

Screenings Reported by CFC/CPS/DCFS and Agencies Represented / FY2021 Q2

Agency Type	Total Screened	Screenings of Children involved with DCFS							# of Children Ages 0 to 3 Referred to										# of Children Ages 3 to 5 Referred to					Sub-Totals								
		Ages (in Months)						Not Referred	Total Referred	Family Services	Children of Teen Wards	In Foster Care	LEA EI	LEA (ECSE)	PI (center-based)	Child Care Program	HV	Other Services	Multiple Services	Rescreening	LEA (ECSE)	PFA	HS	Child Care Program	Other HV Services	Multiple Services	Rescreening	Ages 0-35 mos.	Ages 36-61+ mos.			
		0-11	12-23	24-35	36-47	48-60	61+																									
CFC #01 Child & Family Connections, Youth Services Network, Inc., 107 North 3rd Street, Rockford, IL 61107 - Dee Dee Lowery																																
CC	41	8	12	16	5	0	0	41	0	0	0	1	0	0	0	0	0	0	0	0	0	0	0	0	0	0	0	0	0	0	36	5
HS/EHS	78	8	17	24	10	19	0	65	13	0	0	0	0	0	0	0	0	0	0	8	4	0	0	0	0	0	0	0	0	1	49	29
HV	51	11	23	17	0	0	0	6	45	0	0	0	0	0	0	44	1	0	0	0	0	0	0	0	0	0	0	0	0	51	0	
LEA	379	26	46	55	158	87	7	137	242	7	0	12	4	3	0	5	0	0	0	0	20	196	15	21	0	21	111	69	127	252		
PAT	9	2	2	5	0	0	0	0	9	0	0	0	0	0	0	0	8	1	0	0	0	0	0	0	0	0	0	0	9	0		
PI	0	0	0	0	0	0	0	0	0	0	0	0	0	0	0	0	0	0	0	0	0	0	0	0	0	0	0	0	0	0		
CFC #02 Child & Family Connections, Lake County Health Department, 3010 Grand Ave, 2nd Floor, Waukegan, IL 60085 - Donna Musser																																
CFC	308	76	108	124	0	0	0	270	38	1	0	0	37	0	0	0	0	1	0	0	0	0	0	0	0	0	0	0	0	308	0	
EI	308	76	108	124	0	0	0	270	38	1	0	0	37	0	0	0	0	1	0	0	0	0	0	0	0	0	0	0	0	308	0	
LEA	23	0	0	0	9	13	1	14	11	0	0	0	0	0	0	0	0	0	0	0	11	0	10	0	0	0	0	5	0	23		
CFC #03 Child & Family Connections, Regional Office of Education for Carroll, Jo Daviess, & Stephenson Co., 27 S State Ave, Ste 101, Freeport, IL 61032 - Angela Hodges																																
CC	35	10	16	9	0	0	0	35	0	0	0	0	0	0	0	0	0	0	0	0	0	0	0	0	0	0	0	0	0	35	0	
FCM	2	1	1	0	0	0	0	2	0	0	0	0	0	0	0	0	0	0	0	0	0	0	0	0	0	0	0	0	0	2	0	
LEA	0	0	0	0	0	0	0	0	0	0	0	0	0	0	0	0	0	0	0	0	0	0	0	0	0	0	0	0	0	0	0	
WIC	2	1	1	0	0	0	0	2	0	0	0	0	0	0	0	0	0	0	0	0	0	0	0	0	0	0	0	0	2	0		
CFC #04 Child & Family Connections, DayOne PACT, 1551 E Fabyan Pkwy, Geneva, IL 60134 - Ellana Mavromatis																																
CFC	26	1	11	10	3	2	0	19	7	0	0	0	5	0	0	0	0	0	0	0	2	0	0	0	0	0	0	0	0	22	5	
HD	1	0	1	0	0	0	0	1	0	0	0	0	0	0	0	0	0	0	0	0	0	0	0	0	0	0	0	0	1	0		
LEA	106	10	14	13	36	33	0	39	67	0	0	2	6	0	0	0	0	0	0	0	16	44	0	0	0	0	0	0	1	37	69	
CFC #05 Child & Family Connections, DayOne PACT, 750 Warrenville Rd, Ste 300, Lisle, IL 60532 - Marianne McGuire																																
EI	32	2	10	11	6	3	0	15	17	0	0	0	13	0	0	0	0	0	0	0	4	0	0	0	0	0	0	0	23	9		
LEA	43	0	0	2	20	21	0	14	29	0	0	0	0	1	0	0	0	0	0	1	8	18	5	0	0	0	3	0	2	41		
PAT	11	0	3	8	0	0	0	1	10	0	0	0	1	0	0	0	7	0	0	2	0	0	0	0	0	0	0	0	11	0		
CFC #06 Child & Family Connections, Clearbrook, 1835 W Central Rd, Arlington Heights, IL 60005 - Jason Tietz																																
LEA	373	5	7	38	169	139	15	146	227	1	0	2	10	5	0	0	0	0	1	0	3	63	111	0	0	3	16	1	14	50	323	
CFC #07 Child & Family Connections, Suburban Access, Inc, One Westbrook Corporate Ctr, Ste 640, Westchester, IL 60154 - Jo Ann Alferink																																
LEA	38	0	0	2	17	17	2	0	23	0	0	0	0	0	0	1	0	1	0	0	3	31	0	0	0	0	0	0	2	36		

Screenings Reported by CFC/CPS/DCFS and Agencies Represented / FY2021 Q2

Agency Type	Total Screened	Screenings of Children involved with DCFS						# of Children Ages 0 to 3 Referred to										# of Children Ages 3 to 5 Referred to						Sub-Totals									
		Ages (in Months)						Not Referred	Total Referred	In Intact Family Services	Children of Teen Wards	In Foster Care	LEA EI	LEA (ECSE)	EHS	PI (center-based)	Child Care Program	HV	Other Services	Multiple Services	Rescreening	LEA (ECSE)	PFA	HS	Child Care Program	HV	Other Services	Multiple Services	Rescreening	Ages 0-35 mos.	Ages 36-61+ mos.		
		0-11	12-23	24-35	36-47	48-60	61+																										
CFC #12 Child & Family Connections, Easter Seals of Metropolitan Chicago, 17300 S Ozark Ave - North Bldg, Tinley Park, IL 60477 - Peter Byrne																																	
LEA	50	2	0	0	25	23	0	9	38	0	0	0	0	0	0	0	0	2	0	0	0	0	7	32	0	0	0	1	1	1	2	48	
CFC #13 Child & Family Connections, Regional Office of Education #26, 130 S Lafayette St, Ste 200, Macomb, IL 61455 - Chuck Farr																																	
FCM	338	206	99	11	0	0	0	112	22	0	0	0	22	0	0	0	0	0	0	0	0	0	0	0	0	0	0	0	0	0	0	316	0
HV	2	0	2	0	0	0	0	2	0	1	0	0	0	0	0	0	0	0	0	0	0	0	0	0	0	0	0	0	0	0	2	0	
LEA	4	0	0	0	4	0	0	4	0	0	0	0	0	0	0	0	0	0	0	0	0	0	4	0	0	0	0	0	0	0	0	4	
PI	23	8	7	7	1	0	0	15	8	8	0	2	1	0	0	0	0	5	0	0	0	0	2	0	0	0	0	0	0	0	22	1	
CFC #14 Child & Family Connections, 3000 W Rohmann Ave, , West Peoria, IL 61604 - Michelle Harr																																	
HV	17	2	5	10	0	0	0	16	1	0	0	0	1	0	0	0	0	0	0	0	0	0	0	0	0	0	0	0	0	0	17	0	
LEA	180	7	12	14	80	51	16	58	122	12	0	12	0	1	0	1	0	0	0	0	1	22	87	0	0	0	13	6	3	33	147		
MFP	5	0	0	0	3	2	0	5	0	0	0	0	0	0	0	0	0	0	0	0	0	0	0	0	0	0	0	0	0	0	5		
CFC #15 Child & Family Connections, Services of Will, Grundy, & Kankakee Counties, Inc., 2300 Glenwood Ave, Joliet, IL 60435 - Rachel Cimino																																	
EI	10	4	5	1	0	0	0	8	2	0	0	5	2	0	0	0	0	0	0	0	0	0	0	0	0	0	0	0	0	0	10	0	
HS/EHS	23	0	0	9	11	3	0	3	20	0	0	0	0	5	0	0	0	0	0	0	0	4	9	0	0	0	0	0	2	9	14		
HV	113	27	39	47	0	0	0	108	5	0	0	0	5	0	0	0	0	0	0	0	0	0	0	0	0	0	0	0	0	113	0		
LEA	578	0	1	35	244	269	29	303	275	0	0	1	1	6	0	0	0	0	0	0	0	62	134	10	21	0	7	1	33	36	542		
MFP	15	2	8	5	0	0	0	11	4	0	0	0	4	0	0	0	0	0	0	0	0	0	0	0	0	0	0	0	0	15	0		
CFC #16 Child & Family Connections, 201 W Springfield Ave, Ste 508 & 509, , Champaign, IL 61820 - Chris Johnson																																	
EI	26	8	3	8	2	5	0	14	12	0	0	0	11	0	0	0	0	0	0	2	3	0	0	0	0	0	0	0	0	19	7		
FCM	291	87	84	68	31	21	0	287	4	0	0	0	4	0	0	0	0	0	0	0	0	0	0	0	0	0	0	0	0	239	52		
HD	37	32	4	1	0	0	0	37	0	0	0	0	0	0	0	0	0	0	0	0	0	0	0	0	0	0	0	0	0	37	0		
HFI	0	0	0	0	0	0	0	0	0	0	0	0	0	0	0	0	0	0	0	0	0	0	0	0	0	0	0	0	0	0	0		
LEA	63	0	0	3	32	27	1	2	61	0	0	1	0	2	0	0	0	0	0	0	0	9	38	0	12	0	0	6	6	3	60		
WIC	291	87	84	68	31	21	0	287	4	0	0	0	4	0	0	0	0	0	0	0	0	0	0	0	0	0	0	0	0	239	52		
CFC #17 Child & Family Connections, ROE of Adams/Pike Counties, 510 Maine St, Ste 615, Quincy, IL 62301 - Kara Hoffman																																	
HS/EHS	58	0	0	13	20	19	0	38	20	4	0	0	0	0	0	0	0	0	0	0	9	1	0	0	0	0	0	0	10	13	39		
HV	42	8	11	23	0	0	0	42	0	0	0	0	0	0	0	0	0	0	0	0	0	0	0	0	0	0	0	0	0	42	0		
LEA	242	0	0	24	98	107	13	185	57	1	0	1	1	0	0	0	0	0	0	0	5	6	0	0	0	0	0	0	43	24	218		

Screenings Reported by CFC/CPS/DCFS and Agencies Represented / FY2021 Q2

Agency Type	Total Screened	Ages (in Months)						Not Referred	Total Referred	Screenings of Children involved with DCFS			# of Children Ages 0 to 3 Referred to							# of Children Ages 3 to 5 Referred to					Sub-Totals							
		0-11	12-23	24-35	36-47	48-60	61+			In Intact	Children In	Foster Care	LEA EI	LEA (ECSE)	PI (center-based)	Child Care Program	HV	Other Services	Multiple Services	Rescreening	LEA (ECSE)	PFA	HS	Child Care Program	Other HV	Multiple Services	Rescreening	Ages 0-35 mos.	Ages 36-61+ mos.			
CFC #18 Child & Family Connections, Sangamon Co. Public Health Department, 2833 S Grand Ave, E, Springfield, IL 62703 - Lisa McGlothlin																																
LEA	32	0	0	0	17	15	0	0	1	0	0	3	0	0	0	0	0	0	0	0	0	0	0	0	0	0	0	0	0	0	32	
PI	11	6	2	3	0	0	0	0	11	0	0	0	2	0	0	0	0	11	0	0	0	0	0	0	0	0	0	0	11	0		
CFC #19 Child & Family Connections, Macon Co. Community Mental Health Board, 132 S Water St, Ste 604, Decatur, IL 62523 - Amy Farmer																																
LEA	34	0	0	11	10	12	1	0	34	0	0	0	1	5	0	0	0	0	0	5	0	0	0	0	0	0	0	0	0	11	23	
CFC #20 Child & Family Connections, Community Support Systems, 1901 S 4th St, Ste 209, Effingham, IL 62401 - Rita Wahl																																
LEA	14	0	0	7	5	1	1	0	14	0	0	0	1	5	0	0	0	0	0	1	0	0	0	0	0	0	0	0	7	7		
CFC #21 Child & Family Connections, Regional Office of Education #13, 4 Eagle Center, Ste 4, O'Fallon, IL 62269 - Terri Kampwerth																																
HV	11	4	5	2	0	0	0	9	2	0	0	0	0	0	0	0	0	0	0	0	0	0	0	0	0	0	0	0	11	0		
LEA	91	4	3	13	33	36	4	21	59	0	0	4	2	0	0	0	0	0	0	0	0	0	1	11	48	0	0	10	2	0	20	73
PI	11	4	5	2	0	0	0	9	2	0	0	0	0	0	0	0	0	0	0	0	0	0	0	0	0	0	0	0	11	0		
CFC #22 Child & Family Connections, Regional Office of Education #13, 660 W Noleman St, Centralia, IL 62801 - Nicole Van Hise																																
HS/EHS	0	0	0	0	2	0	0	2	0	0	0	0	0	0	0	0	0	0	0	0	0	0	0	0	0	0	0	0	0	2		
CFC #23 Child & Family Connections, Wabash & Ohio Valley Special Education Dist., 800 S Division St, Norris City, IL 62869 - Charity Heifner																																
HS/EHS	65	7	5	2	17	34	0	65	0	0	0	0	0	0	0	0	0	0	0	0	0	0	0	0	0	0	0	0	0	14	51	
LEA	48	0	0	1	27	20	0	0	48	0	0	0	1	0	0	0	0	0	0	0	0	0	1	4	44	0	0	0	0	27	1	47
CFC #24 Child & Family Connections, Archway, Inc., 2751 W Main, PO Box 1180, Carbondale, IL 62901-1180 - Lindsay Baskin																																
HS/EHS	28	0	0	0	9	19	0	27	1	0	0	0	0	0	0	0	0	0	0	0	0	0	0	0	0	0	0	0	0	0	28	
HV	35	7	11	17	1	0	0	9	16	0	0	0	0	0	12	0	4	0	0	0	0	0	0	0	0	0	0	0	0	35	1	
LEA	52	6	5	2	25	14	0	0	52	0	0	0	0	0	0	0	13	0	13	13	0	38	0	0	0	0	0	0	3	13	39	
PI	62	0	0	0	17	45	0	62	0	0	0	0	0	0	0	0	0	0	0	0	0	0	0	0	0	0	0	0	0	62		
CFC #25 Child & Family Connections, Options & Advocacy for McHenry Co., 365 Millennium Dr, Ste A, Crystal Lake, IL 60012 - Susan Beckman																																
CC	34	1	10	7	0	16	0	34	0	0	0	0	0	0	0	0	0	0	0	0	0	0	0	0	0	0	0	0	0	18	16	
CFC	126	23	47	53	1	2	0	6	120	0	0	0	119	0	0	0	0	0	0	0	0	0	0	0	0	0	0	0	123	3		
HS/EHS	49	0	0	0	25	21	3	26	13	0	0	0	0	0	0	0	0	0	0	0	0	0	0	0	0	0	0	0	0	49		
LEA	77	0	0	17	39	19	2	16	61	0	0	1	0	4	0	0	0	0	0	0	1	25	28	0	1	0	2	0	0	17	60	

Screenings Reported by CFC/CPS/DCFS and Screening Tools Utilized / FY2021 Q2

Screening Tool	Total Screened	Screenings of Children involved with DCFS							# of Children Ages 0 to 3 Referred to											# of Children Ages 3 to 5 Referred to									
		Ages (in Months)						Not Referred	Total Referred	In Intact Family Services	Children of Teen Wards	In Foster Care	LEA EI	(ECSE)	EHS	PI (center-based)	Child Care Program	HV	Other Services	Multiple Services	Rescreening	LEA (ECSE)	PFA	HS	Child Care Program	Other HV Services	Multiple Services	Rescreening	
		0-11	12-23	24-35	36-47	48-60	61+																						
CFC #01 Child & Family Connections, Youth Services Network, Inc., 107 North 3rd Street, Rockford, IL 61107 - Dee Dee Lowery																													
ASQ-3	506	53	98	106	148	95	6	226	280	4	0	13	4	0	0	5	0	44	1	0	8	12	192	15	21	0	20	111	70
ASQ:SE	294	26	46	51	109	56	6	112	182	3	0	10	2	0	0	0	0	8	1	0	0	7	171	15	21	0	0	111	69
ASQ:SE-2	42	9	21	12	0	0	0	6	36	0	0	0	0	0	0	0	0	36	0	0	0	0	0	0	0	0	0	0	0
BRIG	2	0	0	0	0	2	0	0	2	1	0	0	0	0	0	0	0	0	0	0	0	0	2	0	0	0	0	0	0
DIAL	2	0	0	0	0	2	0	0	2	1	0	0	0	0	0	0	0	0	0	0	0	0	2	0	0	0	0	0	0
DIAL-4	94	2	2	9	47	34	0	46	48	3	0	2	2	3	0	5	0	0	0	0	0	15	23	0	0	0	0	0	0
ESI	51	8	17	24	2	0	0	42	9	0	0	0	0	0	0	0	0	0	0	0	8	0	0	0	0	0	0	0	1
ESI-R	285	24	44	46	109	56	6	112	173	3	0	10	2	0	0	0	0	0	0	0	0	7	171	15	21	0	0	111	69
PLS	1	0	0	0	0	1	0	0	1	0	0	0	0	0	0	0	0	0	0	0	0	1	0	0	0	0	0	0	0
PLS-4	1	0	0	0	0	0	1	0	1	0	0	0	0	0	0	0	0	0	0	0	0	0	0	0	0	0	1	0	0
PQ	0	0	0	0	0	0	0	0	0	0	0	0	0	0	0	0	0	0	0	0	0	0	0	0	0	0	0	0	0
Speed DIAL-4	24	0	0	0	10	14	0	2	22	0	0	0	0	0	0	0	0	0	0	0	0	2	0	0	0	0	20	0	0
CFC #02 Child & Family Connections, Lake County Health Department, 3010 Grand Ave, 2nd Floor, Waukegan, IL 60085 - Donna Musser																													
ASQ-3	308	76	108	124	0	0	0	270	38	1	0	0	37	0	0	0	0	1	0	0	0	0	0	0	0	0	0	0	0
ASQ:SE	16	0	0	0	5	10	1	10	8	0	0	0	0	0	0	0	0	0	0	0	0	0	8	0	10	0	0	0	5
DIAL	16	0	0	0	5	10	1	10	8	0	0	0	0	0	0	0	0	0	0	0	0	8	0	10	0	0	0	0	5
DIAL-4	3	0	0	0	0	3	0	0	3	0	0	0	0	0	0	0	0	0	0	0	0	0	3	0	0	0	0	0	0
CFC #03 Child & Family Connections, Regional Office of Education for Carroll, Jo Daviess, & Stephenson Co., 27 S State Ave, Ste 101, Freeport, IL 61032 - Angela Hodges																													
ASQ	2	1	1	0	0	0	0	2	0	0	0	0	0	0	0	0	0	0	0	0	0	0	0	0	0	0	0	0	0
ASQ-3	33	9	15	9	0	0	0	33	0	0	0	0	0	0	0	0	0	0	0	0	0	0	0	0	0	0	0	0	0
DIAL-4	0	0	0	0	0	0	0	0	0	0	0	0	0	0	0	0	0	0	0	0	0	0	0	0	0	0	0	0	0
CFC #04 Child & Family Connections, DayOne PACT, 1551 E Fabyan Pkwy, Geneva, IL 60134 - Ellana Mavromatis																													
ASQ	13	0	0	1	6	6	0	5	8	0	0	0	0	0	0	0	0	0	0	0	0	7	0	0	0	0	0	0	1
ASQ-3	117	11	26	22	31	28	0	51	66	0	0	2	11	0	0	0	0	0	0	0	0	11	44	0	0	0	0	0	0
ASQ:SE	3	0	0	0	2	1	0	3	0	0	0	0	0	0	0	0	0	0	0	0	0	0	0	0	0	0	0	0	0
ASQ:SE-2	18	0	0	0	12	6	0	0	18	0	0	2	0	0	0	0	0	0	0	0	0	0	18	0	0	0	0	0	0
BAT	1	0	0	1	0	0	0	1	0	0	0	0	0	0	0	0	0	0	0	0	0	0	0	0	0	0	0	0	0
BDI-2	3	0	0	0	2	1	0	3	0	0	0	0	0	0	0	0	0	0	0	0	0	0	0	0	0	0	0	0	0
PLS-5	18	0	0	0	12	6	0	0	18	0	0	2	0	0	0	0	0	0	0	0	0	0	18	0	0	0	0	0	0

Screenings Reported by CFC/CPS/DCFS and Screening Tools Utilized / FY2021 Q2

Screening Tool	Total Screened	Ages (in Months)							Not Referred	Total Referred	Screenings of Children involved with DCFS												# of Children Ages 0 to 3 Referred to								# of Children Ages 3 to 5 Referred to					
		0-11	12-23	24-35	36-47	48-60	61+	In Intact Family Services			Children of Teen Wards	In Foster Care	LEA EI	LEA (ECSE)	EHS	PI (center-based)	Child Care Program	HV	Other Services	Multiple Services	Rescreening	LEA (ECSE)	PFA	HS	Child Care Program	HV	Other Services	Multiple Services	Rescreening							
CFC #05 Child & Family Connections, DayOne PACT, 750 Warrenville Rd, Ste 300, Lisle, IL 60532 - Marianne McGuire																																				
ASQ-3	48	2	13	20	8	5	0	17	31	0	0	0	14	1	0	0	0	7	0	1	3	7	3	0	0	0	0	3	0							
ASQ:SE	17	0	3	8	4	2	0	1	16	0	0	0	1	0	0	0	0	7	0	0	2	1	0	5	0	0	0	0	0							
ASQ:SE-2	5	0	0	1	2	2	0	1	4	0	0	0	0	1	0	0	0	0	0	1	1	3	3	0	0	0	0	3	0							
DIAL-4	30	0	0	1	13	16	0	12	18	0	0	0	0	0	0	0	0	0	0	0	0	3	15	0	0	0	0	0	0							
Play-Based	2	0	0	0	1	1	0	1	1	0	0	0	0	0	0	0	0	0	0	0	0	1	0	0	0	0	0	0	0							
CFC #06 Child & Family Connections, Clearbrook, 1835 W Central Rd, Arlington Heights, IL 60005 - Jason Tietz																																				
ASQ	37	0	0	3	20	14	0	7	30	1	0	0	0	0	0	0	0	0	0	0	0	7	21	0	0	0	2	0	0							
ASQ-2	10	0	0	0	5	5	0	6	4	0	0	0	0	0	0	0	0	0	0	0	0	0	0	0	0	0	0	0	4							
ASQ-3	148	0	0	17	77	50	4	67	81	1	0	2	1	0	0	0	0	0	0	0	0	36	33	0	0	0	6	0	5							
ASQ:SE	15	0	0	0	4	11	0	3	12	0	0	0	0	0	0	0	0	0	0	0	0	9	3	0	0	0	0	0	0							
ASQ:SE-2	113	4	5	6	64	30	4	60	53	0	0	0	4	0	0	0	0	0	0	0	0	3	33	0	0	3	10	0	0							
BRIG	7	0	0	1	4	2	0	0	7	0	0	0	1	0	0	0	0	0	0	0	0	2	1	0	0	0	0	0	3							
DIAL	45	1	2	14	13	8	7	26	19	0	0	0	5	5	0	0	0	0	0	0	3	4	0	0	0	0	0	0	2							
DIAL-4	53	0	0	1	23	28	1	6	47	0	0	0	0	0	0	0	0	1	0	0	0	5	40	0	0	0	0	1	0							
ESI	10	0	0	0	5	5	0	6	4	0	0	0	0	0	0	0	0	0	0	0	0	0	0	0	0	0	0	0	4							
Social His	8	0	0	0	4	4	0	0	8	0	0	0	0	0	0	0	0	0	0	0	0	5	1	0	0	0	2	0	0							
Speed DIAL-4	42	0	0	0	18	24	0	0	42	0	0	0	0	0	0	0	0	0	0	0	0	19	17	0	0	0	6	0	0							
TPBA	39	0	0	1	32	5	1	33	6	0	0	0	1	0	0	0	0	0	0	0	0	3	0	0	0	0	2	0	0							
TPBA-2	23	0	0	0	9	14	0	13	10	0	0	0	0	0	0	0	0	0	0	0	0	10	0	0	0	0	0	0	0							
CFC #07 Child & Family Connections, Suburban Access, Inc, One Westbrook Corporate Ctr, Ste 640, Westchester, IL 60154 - Jo Ann Alferink																																				
ASQ	15	0	0	1	6	8	0	0	0	0	0	0	0	0	0	0	1	0	0	0	0	0	14	0	0	0	0	0	0	0						
DIAL-4	11	0	0	0	5	4	2	0	11	0	0	0	0	0	0	0	0	0	0	0	0	3	8	0	0	0	0	0	0							
DIAL-R	12	0	0	1	6	5	0	0	12	0	0	0	0	0	1	0	0	0	0	0	0	0	9	0	0	0	0	0	0	0						
CFC #12 Child & Family Connections, Easter Seals of Metropolitan Chicago, 17300 S Ozark Ave - North Bldg, Tinley Park, IL 60477 - Peter Byrne																																				
ASQ	25	2	0	0	11	12	0	0	22	0	0	0	0	0	0	0	2	0	0	0	0	1	21	0	0	0	1	0	0							
ASQ:SE-2	11	2	0	0	6	3	0	0	8	0	0	0	0	0	0	0	2	0	0	0	0	0	9	0	0	0	0	0	0							
DIAL	13	0	0	0	7	6	0	3	10	0	0	0	0	0	0	0	0	0	0	0	0	5	5	0	0	0	0	0	0							
DIAL-4	12	0	0	0	7	5	0	6	6	0	0	0	0	0	0	0	0	0	0	0	0	1	6	0	0	0	0	1	1							
CFC #13 Child & Family Connections, Regional Office of Education #26, 130 S Lafayette St, Ste 200, Macomb, IL 61455 - Chuck Farr																																				
ASQ	359	214	104	18	1	0	0	125	30	7	0	2	23	0	0	0	0	5	0	0	0	0	2	0	0	0	0	0	0	0						

Screenings Reported by CFC/CPS/DCFS and Screening Tools Utilized / FY2021 Q2

Screening Tool	Total Screened	Ages (in Months)							Not Referred	Total Referred	Screenings of Children involved with DCFS			# of Children Ages 0 to 3 Referred to								# of Children Ages 3 to 5 Referred to							
		0-11	12-23	24-35	36-47	48-60	61+	In Intact Family Services			Children of Teen Wards	In Foster Care	LEA EI	LEA (ECSE)	EHS	PI (center-based)	Child Care Program	HV	Other Services	Multiple Services	Rescreening	LEA (ECSE)	PFA	HS	Child Care Program	Other HV Services	Multiple Services	Rescreening	
ASQ-3	2	0	2	0	0	0	0	2	0	1	0	0	0	0	0	0	0	0	0	0	0	0	0	0	0	0	0	0	
ASQ:SE	21	8	5	7	1	0	0	13	8	7	0	2	1	0	0	0	0	5	0	0	0	0	2	0	0	0	0	0	
Speed DIAL-4	4	0	0	0	4	0	0	0	4	0	0	0	0	0	0	0	0	0	0	0	0	4	0	0	0	0	0	0	
CFC #14 Child & Family Connections, 3000 W Rohmann Ave., West Peoria, IL 61604 - Michelle Harr																													
ASQ	41	7	12	10	7	5	0	39	2	0	0	3	0	0	0	0	0	0	0	0	1	0	0	0	0	0	0	0	1
ASQ-3	23	2	5	10	4	2	0	16	7	0	0	1	1	0	0	0	0	0	0	0	1	5	0	0	0	0	0	0	0
BRIG	42	7	12	10	8	5	0	36	6	0	0	3	0	0	0	0	0	0	0	0	2	2	0	0	0	1	0	1	
BRIG-3	90	0	0	3	54	31	2	1	89	12	0	6	0	1	0	1	0	0	0	0	12	71	0	0	0	7	6	2	
DIAL-4	24	0	0	1	11	9	3	11	13	0	0	3	0	0	0	0	0	0	0	0	8	5	0	0	0	0	0	0	
ESI-R	12	0	0	0	7	5	0	2	10	0	0	0	0	0	0	0	0	0	0	0	0	9	0	0	0	1	0	0	
HAPP-3	2	0	0	0	0	1	1	2	0	0	0	0	0	0	0	0	0	0	0	0	0	0	0	0	0	0	0	0	
Hearing	36	7	12	10	4	3	0	34	2	0	0	3	0	0	0	0	0	0	0	0	1	0	0	0	0	0	0	1	
PLS-4	7	0	0	0	3	3	1	7	0	0	0	0	0	0	0	0	0	0	0	0	0	0	0	0	0	0	0	0	
SESI	10	0	0	0	0	0	10	6	4	0	0	0	0	0	0	0	0	0	0	0	0	0	0	0	0	4	0	0	
CFC #15 Child & Family Connections, Services of Will, Grundy, & Kankakee Counties, Inc., 2300 Glenwood Ave, Joliet, IL 60435 - Rachel Cimino																													
ASQ	48	4	5	2	16	19	2	15	33	0	0	5	2	0	0	0	0	0	0	0	14	17	0	0	0	0	0	0	0
ASQ-3	117	27	39	47	2	1	1	108	9	0	0	1	5	0	0	0	0	0	0	0	1	3	0	0	0	0	0	0	0
ASQ:SE	337	0	1	2	132	184	18	286	51	0	0	0	0	0	0	0	0	0	0	0	7	9	0	0	0	7	1	27	
BRIG	277	0	1	2	99	157	18	234	43	0	0	0	0	0	0	0	0	0	0	0	7	18	0	0	0	7	1	10	
BRIG-3	22	0	0	9	10	3	0	2	20	0	0	0	0	5	0	0	0	0	0	0	0	4	9	0	0	0	0	2	
DENVER II	15	2	8	5	0	0	0	11	4	0	0	0	4	0	0	0	0	0	0	0	0	0	0	0	0	0	0	0	
DIAL	41	0	0	3	22	14	2	1	40	0	0	0	0	0	0	0	0	0	0	0	11	5	0	21	0	0	0	3	
DIAL-4	134	0	0	21	57	50	6	9	125	0	0	0	1	1	0	0	0	0	0	0	29	92	1	0	0	0	0	1	
CFC #16 Child & Family Connections, 201 W Springfield Ave, Ste 508 & 509, Champaign, IL 61820 - Chris Johnson																													
ASQ-3	319	95	87	76	34	26	1	301	18	0	0	0	15	0	0	0	0	0	0	2	3	1	1	0	0	0	0	0	0
ASQ:SE	291	87	84	68	31	21	0	287	4	0	0	0	4	0	0	0	0	0	0	0	0	0	0	0	0	0	0	0	
DIAL	19	0	0	0	9	10	0	0	19	0	0	1	0	0	0	0	0	0	0	0	6	19	0	0	0	0	6	0	
DIAL-4	44	0	0	3	23	17	1	2	42	0	0	0	0	2	0	0	0	0	0	0	3	19	0	12	0	0	0	6	
CFC #17 Child & Family Connections, ROE of Adams/Pike Counties, 510 Maine St, Ste 615, Quincy, IL 62301 - Kara Hoffman																													
ASQ-3	42	8	11	23	0	0	0	42	0	0	0	0	0	0	0	0	0	0	0	0	0	0	0	0	0	0	0	0	0

Screenings Reported by CFC/CPS/DCFS and Screening Tools Utilized / FY2021 Q2

Screening Tool	Total Screened	Ages (in Months)							Not Referred	Total Referred	Screenings of Children involved with DCFS			# of Children Ages 0 to 3 Referred to								# of Children Ages 3 to 5 Referred to						
		0-11	12-23	24-35	36-47	48-60	61+	In Intact Family Services			Children of Teen Wards	In Foster Care	LEA EI	LEA (ECSE)	EHS	PI (center-based)	Child Care Program	HV	Other Services	Multiple Services	Rescreening	LEA (ECSE)	PFA	HS	Child Care Program	Other HV Services	Multiple Services	Rescreening
ASQ:SE	42	8	11	23	0	0	0	42	0	0	0	0	0	0	0	0	0	0	0	0	0	0	0	0	0	0	0	
DIAL	300	0	0	37	118	126	13	223	77	5	0	1	1	0	0	0	0	0	0	0	14	7	0	0	0	0	53	
CFC #18 Child & Family Connections, Sangamon Co. Public Health Department, 2833 S Grand Ave, E, Springfield, IL 62703 - Lisa McGlothlin																												
ASQ	11	6	2	3	0	0	0	0	11	0	0	0	2	0	0	0	0	11	0	0	0	0	0	0	0	0	0	
ASQ-3	32	0	0	0	17	15	0	0	1	0	0	3	0	0	0	0	0	0	0	0	1	29	0	0	0	2	0	
CFC #19 Child & Family Connections, Macon Co. Community Mental Health Board, 132 S Water St, Ste 604, Decatur, IL 62523 - Amy Farmer																												
BRIG	34	0	0	11	10	12	1	0	34	0	0	0	1	5	0	0	0	0	5	0	0	5	16	2	0	0	0	
CFC #20 Child & Family Connections, Community Support Systems, 1901 S 4th St, Ste 209, Effingham, IL 62401 - Rita Wahl																												
BRIG	14	0	0	7	5	1	1	0	14	0	0	0	1	5	0	0	0	0	1	0	0	3	4	0	0	0	0	
CFC #21 Child & Family Connections, Regional Office of Education #13, 4 Eagle Center, Ste 4, O'Fallon, IL 62269 - Terri Kampwerth																												
ASQ	31	4	3	13	9	4	0	13	7	0	0	3	2	0	0	0	0	0	0	0	1	1	8	0	0	0	1	
ASQ-3	26	4	5	2	8	4	3	16	10	0	0	0	0	0	0	0	0	0	0	0	1	9	0	0	0	3		
ASQ:SE	42	8	8	15	9	4	0	22	9	0	0	3	2	0	0	0	0	0	0	1	1	8	0	0	0	1		
ASQ:SE-2	11	0	0	0	7	3	1	7	4	0	0	0	0	0	0	0	0	0	0	0	0	5	0	0	0	3		
DIAL-4	76	4	3	13	25	32	1	14	51	0	0	4	2	0	0	0	0	0	0	1	10	39	0	0	0	7		
CFC #22 Child & Family Connections, Regional Office of Education #13, 660 W Noleman St, Centralia, IL 62801 - Nicole Van Hise																												
BRIG	0	0	0	0	2	0	0	2	0	0	0	0	0	0	0	0	0	0	0	0	0	0	0	0	0	0		
CFC #23 Child & Family Connections, Wabash & Ohio Valley Special Education Dist., 800 S Division St, Norris City, IL 62869 - Charity Heifner																												
ASQ	65	7	5	2	17	34	0	65	0	0	0	0	0	0	0	0	0	0	0	0	0	0	0	0	0	0		
DIAL-4	113	7	5	3	44	54	0	65	48	0	0	0	1	0	0	0	0	0	0	1	4	44	0	0	0	0		
Speed DIAL-4	65	7	5	2	17	34	0	65	0	0	0	0	0	0	0	0	0	0	0	0	0	0	0	0	0	0		
CFC #24 Child & Family Connections, Archway, Inc., 2751 W Main, PO Box 1180, Carbondale, IL 62901-1180 - Lindsay Baskin																												
ASQ	49	7	11	17	10	5	0	9	30	0	0	0	0	0	0	12	0	4	0	0	0	0	13	0	0	0		
ASQ-2	13	0	0	0	6	7	0	0	13	0	0	0	0	0	0	0	0	0	0	0	0	13	0	0	0	3		
ASQ-3	81	6	5	2	22	46	0	62	19	0	0	0	0	0	0	0	0	13	0	13	13	0	6	0	0	0		
ASQ:SE-2	19	6	5	2	5	1	0	0	19	0	0	0	0	0	0	0	0	13	0	13	13	0	6	0	0	0		
BRIG	69	7	11	17	15	20	0	36	23	0	0	0	0	0	0	12	0	4	0	0	0	0	6	0	0	0		
Hearing	19	3	6	11	0	0	0	9	0	0	0	0	0	0	0	0	0	0	0	0	0	0	0	0	0	0		

Screenings Reported by CFC/CPS/DCFS and Screening Tools Utilized / FY2021 Q2

Screening Tool	Total Screened	Ages (in Months)						Not Referred	Total Referred	Screenings of Children involved with DCFS			# of Children Ages 0 to 3 Referred to								# of Children Ages 3 to 5 Referred to								
		0-11	12-23	24-35	36-47	48-60	61+			In Intact Family Services	Children of Teen Wards	In Foster Care	LEA EI	(ECSE)	EHS	PI (center-based)	Child Care Program	Other HV Services	Multiple Services	Rescreening	LEA (ECSE)	PFA	HS	Child Care Program	Other HV Services	Multiple Services	Rescreening		
CFC #25	Child & Family Connections, Options & Advocacy for McHenry Co., 365 Millennium Dr, Ste A, Crystal Lake, IL 60012 - Susan Beckman																												
ASQ	137	23	44	56	10	4	0	3	134	0	0	1	119	2	0	0	0	0	1	0	0	7	4	0	0	0	1	0	0
ASQ-3	20	0	3	1	5	11	0	14	6	0	0	0	0	0	0	0	0	0	0	0	0	0	5	0	1	0	0	0	0
ASQ:SE	32	1	10	7	3	11	0	26	6	0	0	0	0	0	0	0	0	0	0	0	2	4	0	0	0	0	0	0	0
CIP	21	0	0	9	8	4	0	3	18	0	0	0	0	0	0	0	0	0	0	0	10	8	0	0	0	0	0	0	0
DIAL-4	82	0	0	4	42	31	5	36	36	0	0	0	0	2	0	0	0	0	0	0	21	12	0	0	0	1	0	0	0
ESP	8	0	0	4	3	1	0	2	6	0	0	1	0	2	0	0	0	0	1	0	2	0	0	0	0	1	0	0	0
PRO-3	8	0	0	4	3	1	0	2	6	0	0	1	0	2	0	0	0	0	1	0	2	0	0	0	0	1	0	0	0